



Individual Fund Factsheet February 2022

Life Insurance

Aditya Birla Sun Life
Insurance Company Limited



**ADITYA BIRLA
CAPITAL**

1800-270-7000

LIFE INSURANCE

Aditya Birla Sun Life Insurance Company Limited



**ADITYA BIRLA
CAPITAL**

PROTECTING INVESTING FINANCING ADVISING

Index	Page No.
Market Outlook	1
Fund Management Details	3
Investment Performance	4
Liquid Plus	6
Assure Fund	7
Income Advantage Fund	8
Income Advantage Guaranteed Fund	9
Protector Fund	10
Builder Fund	11
Balancer Fund	12
Enhancer Fund	13
Creator Fund	14
Magnifier Fund	15
Maximiser Fund	16
Maximiser Guaranteed Fund	17
Super 20 Fund	18
Multiplier Fund	19
Pure Equity Fund	20
Value & Momentum Fund	21
Capped Nifty Index Fund	22
Asset Allocation Fund	23
MNC Fund	24
Platinum Premier Fund	25
Platinum Advantage Fund	26
Foresight Single Pay Fund	27
Foresight 5 Pay Fund	28
Titanium I Fund	29
Pension Nourish Fund	30
Pension Growth Fund	31
Pension Enrich Fund	32
Linked Discontinued Policy Fund	33
Pension Discounted Fund	34
Annexure	35

Economy Review

The key events in the month were –

Domestic Factors

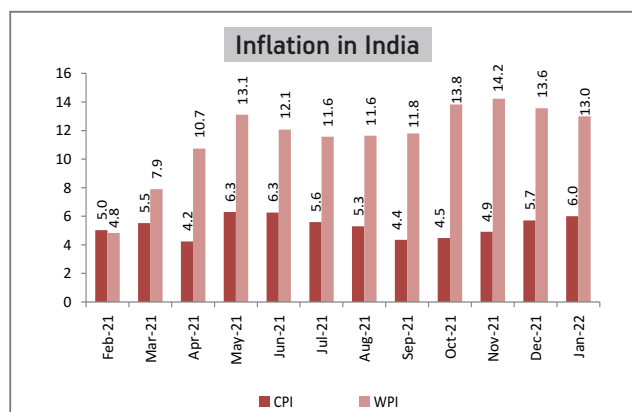
- a) **GDP**- Real GDP in 3QFY22 grew 5.4% led by private consumption growth of 7%. Government consumption grew 3.4% and investments (GFCF) grew 2%.
- b) **GST**- GST collections for January 2022 (collected in February) stood at Rs1,330 bn Vs Rs1,384 bn for December 2021. Gross GST collections in 11months FY22 stood at Rs 13.5 tn, 33% higher than 11 months FY21.
- c) **Manufacturing PMI**- India's manufacturing PMI came in at 54.9 in February'2022 Vs 54.0 January'2022.
- d) **Trade Deficit**- Trade deficit for February'2022 expanded to \$21.2bn from \$17.9bn last month. Exports grew 22% yoy to \$33.8bn while imports grew also 35% yoy to \$55.0bn.
- e) **RBI**- RBI in its Bi-monthly monetary policy kept interest rates unchanged and maintained accommodative stance to focus on growth.

Global Factors

- a) **FED**- FED to increase interest rates in March and to focus on inflation.
- b) **ECB**- The ECB maintained status quo on rates despite record rises in inflation.
- c) **Commodity Prices**- Brent crude prices rose to a 7 year high above \$110/bbl due to rising geopolitical risk with Russia-Ukraine crisis. Metals prices rose sharply as Russia is a key exporter of aluminum, copper and coal.
- d) **Sanctions**- The Western countries have imposed large scale sanctions and restrictions on Russian banks including the Russian Central Bank which will have widespread repercussion on global inflation and trade.

Domestic Macro Economic Data

Inflation- CPI inflation rose to a 7 month high in January'2022 to 6.0%. WPI inflation came in at 13.0% in January'2022 from 13.6% last month, food inflation continues to rise.



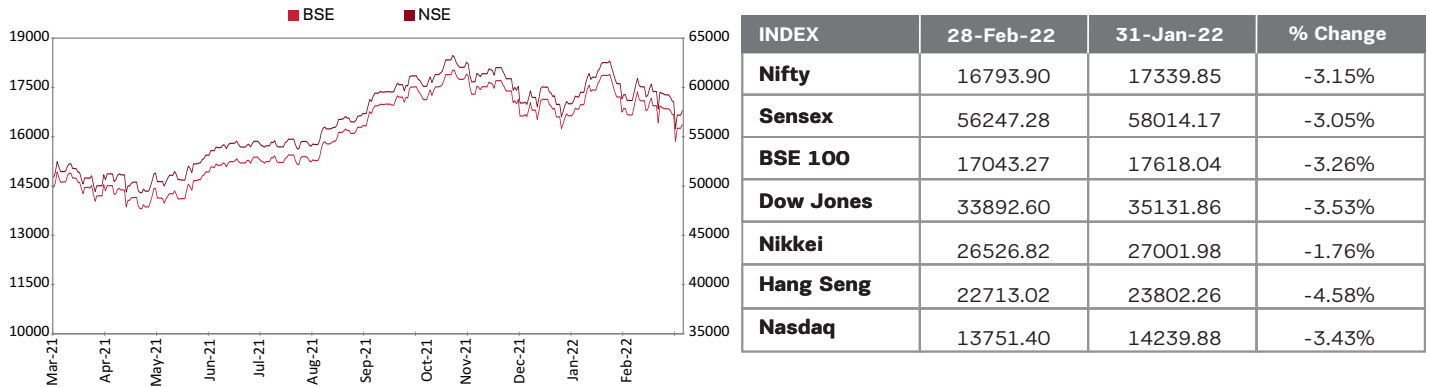
Source: Tradingeconomics.com

Outlook for Equities

Nifty corrected 3.1% in the month of February 2022 due to Russia-Ukraine crisis along with global markets. Mid-cap and small-cap indices underperformed the large-cap index and fell 7% and 11%. Crude oil, gas and metal prices rose amid escalating geopolitical tensions between Russia and Ukraine. There are concerns that rising tension could spark global supply chain disruption resulting in rising input costs. Sanctions imposed by Western countries on Russian banks will have widespread repercussion on global inflation, globalization, investment and trade. Meanwhile, FED to increase interest rates in March and to focus on inflation. The BoE raised its key policy rate by 25 bps to 0.5%. The ECB maintained status quo on rates despite record rises in inflation.

On the domestic front, RBI kept interest rates unchanged and maintained accommodative stance. Indian government introduced green hydrogen policy. India's real GDP in Q3FY22 grew 5.4% led by private consumption. 5 states have gone for assembly election, results will be announced on 10th March. FII were selling (\$4.47bn) relentlessly in the month of February 2022 while the DIIs were buying strongly (\$5.6bn) into the market.

Nifty is currently trading at ~19x FY23 P/E post the recent correction. Economic recovery and underlying corporate earnings growth expectations are very strong but there is a downside risk to this given the geopolitical issues. We expect Nifty earnings to grow at 21-22% CAGR from FY21-24. Investors can continue to invest in equities from a long term perspective.



Outlook for Debt

Geopolitics turned the tables on the market in February 2022 with Russia-Ukraine crisis and took centre stage as crude oil galloped. This does not sit well on several metrics for India as higher crude oil prices have a bearing not only on current account deficit and inflation but also put downward pressure on growth.

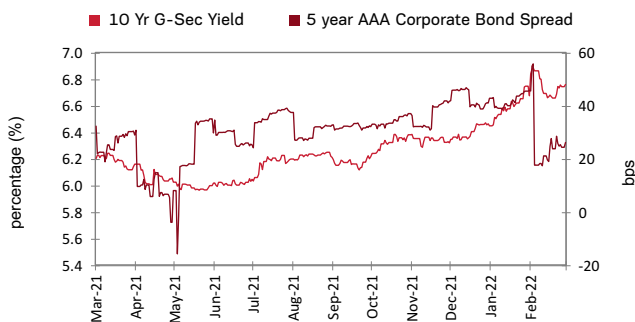
This came on back of rather dovish MPC and similarly dovish MPC minutes in February 2022. RBI lead towards a growth focused narrative while citing private consumption remains laggard below pre-pandemic levels hence it has been impacting growth metrics unfavorably. This was also followed by a lower FY23 CPI inflation forecast indicating that towards end of year and especially in H2FY23 inflation pressures will show clear signs of abating, shifting towards 4%. Additionally, MPC minutes pointed that since inflationary pressures are at present caused by supply side pressures while not having a demand side pull impact also underlines the need to support economy.

January GST collections (collected in February) at Rs1.33tn was marginally lower than December's collections. Center's gross tax revenues in 10 months of FY22 grew 38% while net tax revenues grew 40% and expenditure grew 11.6%. Gross fiscal deficit to GDP stood at 58.9% of budget revised estimates for Apr-Jan for FY22. Trade deficit widened from the previous month with February trade deficit at \$21.2 bn. Exports in February grew 22.4% yoy to \$33.8 bn while imports in February grew 35.0% yoy to \$55.0 bn.

Real GDP in Q3FY22 grew 5.4% led by private consumption growth, a large part of the positive push came from private consumption and gross fixed capital formation. The NSO revised FY22E GDP growth estimate to 8.9% compared to 9.2% in first advance estimate, mostly due to changes in base. January 2022 CPI inflation increased to 6.01% mainly due to adverse base effects. Core CPI inflation fell by 10 bps to 6.2%. January 2022 WPI inflation moderated to 1.3%. December 2021 IIP grew at 0.4% electricity and mining grew while manufacturing activity fell marginally.

On the global front, though flight to safety caused a downward move in US treasury yields, statements by FED Governor that rate hikes will proceed as earlier anticipated caused a jump upward in yields. US 10-year yield seesawed with the lows below 1.70% while highs post FOMC minutes were at 2.06%. Minutes had indicated most members in consonance with rate hikes and balance sheet reduction. Crude oil continued to move up due to geopolitical tensions and closed February above \$100/bbl.

In the near-term, borrowing calendar for FY23 and LIC IPO plans for divestment revenue will be watched. RBI special OMO operations and global action on geopolitical conflicts will also be under observation. 10 year Gsec closed at 6.77% on 28th February '2022 higher by 9bps against previous month close. In the near term we expect 10 year yield to be in a range of 6.70%-6.90%. Corporate bond spread with Gsec is at 25bps and likely to be in a range of 20-40 bps.



Key Indices	28-Feb-22	31-Jan-22	% Change
10 Year G-Sec	6.77	6.68	1.26%
5 Year G-Sec	6.31	5.89	7.10%
91 Day T Bill	3.70	3.71	-0.27%
364 Day T-Bill	4.55	4.51	0.89%
Call Rates	3.29	3.22	2.17%

Fund Management Details

Debt Funds	SFIN No	Fund Manager
Liquid Plus	ULIF02807/10/11BSLLIPLUS109	Ms. Richa Sharma
Assure Fund	ULIF01008/07/05BSLIASSURE109	Ms. Richa Sharma
Income Advantage Fund	ULIF01507/08/08BSLIINCADV109	Ms. Richa Sharma
Income Advantage Guaranteed Fund	ULIF03127/08/13BSLIINADGT109	Ms. Richa Sharma

Balanced Funds	SFIN No	Fund Manager	
		Equity	Debt
Protector Fund	ULIF00313/03/01BSLPROTECT109	Mr. Trilok Agarwal	Ms. Richa Sharma
Builder Fund	ULIF00113/03/01BSLBUILDER109	Mr. Trilok Agarwal	Ms. Richa Sharma
Balancer Fund	ULIF00931/05/05BSLBALANCE109	Mr. Trilok Agarwal	Ms. Richa Sharma
Enhancer Fund	ULIF00213/03/01BSLENHANCE109	Mr. Sameer Mistry	Ms. Richa Sharma
Creator Fund	ULIF00704/02/04BSLCREATOR109	Mr. Trilok Agarwal	Ms. Richa Sharma

Equity Funds	SFIN No	Fund Manager	
		Equity	Debt
Magnifier Fund	ULIF00826/06/04BSLIIMAGNI109	Mr. Trilok Agarwal	Ms. Richa Sharma
Maximiser Fund	ULIF01101/06/07BSLIINMAXI109	Mr. Sameer Mistry	-
Maximiser Guaranteed Fund	ULIF03027/08/13BSLIMAXGT109	Mr. Sameer Mistry	-
Super 20 Fund	ULIF01723/06/09BSLSUPER20109	Mr. Sameer Mistry	-
Multiplier Fund	ULIF01217/10/07BSLINMULTI109	Mr. Bhaumik Bhatia	-
Pure Equity Fund	ULIF02707/10/11BSLIPUREEQ109	Mr. Trilok Agarwal	-
Value & Momentum Fund	ULIF02907/10/11BSLIVALUEM109	Mr. Trilok Agarwal	-
Capped Nifty Index Fund	ULIF03530/10/14BSLICNFIDX109	Mr. Bhaumik Bhatia	-
MNC Fund	ULIF03722/06/18ABS LIMUMNC109	Mr. Trilok Agarwal	Ms. Richa Sharma

Asset allocation Fund	SFIN No	Fund Manager	
		Equity	Debt
Asset Allocation Fund	ULIF03430/10/14BSLIASTALC109	Mr. Trilok Agarwal	Ms. Richa Sharma

Pension Funds	SFIN No	Fund Manager	
		Equity	Debt
Pension Nourish Fund	ULIF00604/03/03BSLNOURISH109	Mr. Bhaumik Bhatia	Ms. Richa Sharma
Pension Growth Fund	ULIF00504/03/03BSLIGROWTH109	Mr. Bhaumik Bhatia	Ms. Richa Sharma
Pension Enrich Fund	ULIF00404/03/03BSLIENRICH109	Mr. Bhaumik Bhatia	Ms. Richa Sharma

Guaranteed NAV Funds	SFIN No	Fund Manager	
		Equity	Debt
Platinum Premier Fund	ULIF02203/02/10BSLPLATPR1109	Mr. Sameer Mistry	Ms. Richa Sharma
Platinum Advantage Fund	ULIF02408/09/10BSLPLATADV109	Mr. Sameer Mistry	Ms. Richa Sharma
Foresight Single Pay Fund	ULIF02610/02/11BSLFSITSP1109	Mr. Sameer Mistry	Ms. Richa Sharma
Foresight 5 Pay Fund	ULIF02510/02/11BSLFSIT5P1109	Mr. Sameer Mistry	Ms. Richa Sharma
Titanium I Fund	ULIF01911/12/09BSLITITAN1109	Mr. Sameer Mistry	Ms. Richa Sharma

Discontinued Policy Funds	SFIN No	Fund Manager
Linked Discontinued Policy Fund	ULIF03205/07/13BSLILDIS109	Ms. Richa Sharma
Pension Discontinued Policy Fund	ULIF03305/07/13BSLIPNDIS109	Ms. Richa Sharma

Fund Manager	No. of Funds Managed						
	Debt Fund	Balanced Fund	Equity Fund	Asset allocation Fund	Guaranteed NAV Fund	Pension Fund	Discontinued Policy Fund
Mr. Sameer Mistry	-	1	3	-	5	-	-
Mr. Trilok Agarwal	-	4	4	1	-	-	-
Mr. Bhaumik Bhatia	-	-	2	-	-	3	-
Ms. Richa Sharma	4	5	2	1	5	3	2

Performance at a glance as on 28th February 2022

Individual Funds

Figures in percentage (%)

Returns	Period	Liquid Plus	BM	Assure	BM	Income Advantage	BM	Income Advantage Guarantee	BM	Protector	BM
Absolute	1 month	0.24	0.21	0.45	0.44	0.64	0.57	0.60	0.55	0.22	0.22
	3 months	0.71	0.64	0.71	0.66	0.59	-0.05	0.25	-0.14	0.25	-0.30
	6 months	1.38	1.24	1.30	1.23	1.86	1.06	1.29	0.88	1.12	0.70
	1 Year	3.08	2.51	4.67	4.50	5.65	4.18	5.00	3.82	6.23	5.40
CAGR	2 Years	3.78	2.80	5.79	5.39	6.34	4.69	5.46	4.32	6.79	6.84
	3 Years	4.69	3.65	7.03	6.70	8.70	6.76	7.83	6.39	8.25	8.12
	4 Years	5.26	4.35	7.17	6.60	8.59	6.58	7.72	6.21	7.93	7.45
	5 Years	5.47	4.58	6.93	6.17	7.61	5.97	6.96	5.60	7.38	6.89
	Since Inception	6.65	5.96	8.43	6.85	9.39	7.11	8.08	6.87	8.36	7.42

Returns	Period	Builder	BM	Balancer	BM	Enhancer	BM	Creator	BM	Magnifier	BM
Absolute	1 month	-0.27	-0.18	-0.26	-0.41	-0.65	-0.61	-1.28	-1.41	-3.26	-2.84
	3 months	-0.01	-0.45	0.17	-0.60	-0.48	-0.68	-0.34	-1.01	-1.34	-1.58
	6 months	0.77	0.36	0.54	0.06	0.02	-0.11	-0.12	-0.80	-0.90	-2.08
	1 Year	7.24	6.40	7.39	6.60	7.92	7.09	10.39	9.07	16.14	12.22
CAGR	2 Years	8.57	8.70	10.49	9.31	10.28	10.20	13.79	13.63	20.37	18.64
	3 Years	9.41	9.03	10.55	9.15	9.91	9.57	12.31	11.09	14.93	12.77
	4 Years	8.62	7.99	9.50	7.93	8.24	8.17	10.15	8.99	10.50	9.62
	5 Years	8.24	7.60	9.22	7.63	8.22	7.96	10.27	9.16	12.13	10.62
	Since Inception	9.92	8.27	9.90	7.99	10.61	9.06	11.80	9.37	12.86	11.88

Returns	Period	Maximiser	BM	Maximiser Guarantee	Super 20	BM	Multiplier	BM	Pure Equity	Value Momentum	BM	Capped Nifty Index	Asset Allocation	MNC
Absolute	1 month	-3.72	-3.02	-3.51	-3.78	-2.82	-6.24	-6.18	-5.47	-4.36	-3.02	-2.73	0.10	-7.18
	3 months	-1.67	-1.71	-0.97	-1.67	-1.56	-5.25	-4.59	-4.80	-1.57	-1.71	-0.47	0.12	-4.94
	6 months	-1.67	-2.27	-1.26	-2.87	-2.59	-0.66	-1.13	-3.30	-1.65	-2.27	-1.22	0.77	-7.70
	1 Year	16.65	12.82	15.00	12.88	11.78	19.02	17.69	20.51	16.50	12.81	17.40	6.84	6.41
CAGR	2 Years	22.89	19.44	21.86	21.16	18.00	25.83	25.61	26.58	22.92	19.43	23.92	10.36	9.37
	3 Years	16.39	13.19	15.72	16.35	13.58	16.93	16.27	18.15	12.48	13.19	15.54	10.72	7.79
	4 Years	11.60	9.83	11.02	13.03	11.03	8.57	7.81	11.92	3.33	9.83	12.05	9.53	-
	5 Years	13.26	10.90	12.42	13.91	11.99	12.51	9.46	13.52	5.29	10.90	12.97	9.85	-
	Since Inception	10.59	8.31	12.58	12.34	9.63	12.26	8.14	16.21	11.05	10.25	12.05	10.73	7.87

Fund Name	Benchmark Composition						SFIN
	Weightage	Index	Weightage	Index	Weightage	Index	
Liquid Plus	-	-	-	-	100%	Crisil Liquid Fund Index	ULIF02807/10/11BSLLIQLPLUS109
Assure	-	-	100%	Crisil Short Term Bond Fund Index	-	-	ULIF01008/07/05BSLIASSURE109
Income Advantage	-	-	80%	Crisil Composite Bond Fund Index	20%	Crisil Liquid Fund Index	ULIF01507/08/08BSLIINCADV109
Income Advantage Guaranteed	-	-	80%	Crisil Composite Bond Fund Index	20%	Crisil Liquid Fund Index	ULIF03127/08/13BSLIINADGT109
Protector	10%	BSE 100	80%	Crisil Composite Bond Fund Index	10%	Crisil Liquid Fund Index	ULIF00313/03/01BSLPROTECT109
Builder	20%	BSE 100	70%	Crisil Composite Bond Fund Index	10%	Crisil Liquid Fund Index	ULIF00113/03/01BSLBUILDER109
Balancer	25%	BSE 100	65%	Crisil Composite Bond Fund Index	10%	Crisil Liquid Fund Index	ULIF00931/05/05BSLBALANCE109
Enhancer	30%	BSE 100	60%	Crisil Composite Bond Fund Index	10%	Crisil Liquid Fund Index	ULIF00213/03/01BSLENHANCE109
Creator	50%	BSE 100	40%	Crisil Composite Bond Fund Index	10%	Crisil Liquid Fund Index	ULIF00704/02/04BSLCREATOR109
Magnifier	85%	BSE 100	-	-	15%	Crisil Liquid Fund Index	ULIF00826/06/04BSLIIMAGN109
Maximiser	90%	BSE 100	-	-	10%	Crisil Liquid Fund Index	ULIF01101/06/07BSLIINMAX109
Maximiser Guaranteed	-	-	-	-	-	-	ULIF03027/08/13BSLIMAXGT109
Super 20	90%	BSE Sensex	-	-	10%	Crisil Liquid Fund Index	ULIF01723/06/09BSLSUPER20109
Multiplier	90%	Nifty Midcap 100	-	-	10%	Crisil Liquid Fund Index	ULIF01217/10/07BSLINMULT109
Pure Equity	-	-	-	-	-	-	ULIF02707/10/11BSLIPUREEQ109
Value & Momentum	90%	BSE 100	-	-	10%	Crisil Liquid Fund Index	ULIF02907/10/11BSLIVALUEM109
Asset Allocation	-	-	-	-	-	-	ULIF03430/10/14BSLIASTALC109
MNC	-	-	-	-	-	-	ULIF03722/06/18BSLIMUMNC109
Capped Nifty Index	-	-	-	-	-	-	ULIF03530/10/14BSLICNFIDX109

Disclaimer:

This document is issued by ABSLI. While all reasonable care has been taken in preparing this document, no responsibility or liability is accepted for errors of fact or for any opinion expressed herein. This document is for information purposes only. It does not constitute any offer, recommendation or solicitation to any person to enter into any transaction or adopt any investment strategy, nor does it constitute any prediction of likely future movements in NAVs. Past performance is not necessarily indicative of future performance. We have reviewed the report, and in so far as it includes current or historical information, it is believed to be reliable though its accuracy or completeness cannot be guaranteed. Neither Aditya Birla Sun Life Insurance Company Limited, nor any person connected with it, accepts any liability arising from the use of this document. You are advised to make your own independent judgment with respect to any matter contained herein. The investment risk in investment portfolio is borne by the policyholder. The name of the funds do not in any way indicate their quality, future prospects or returns. The premium paid in unit linked life insurance policies are subject to investment risk associated with capital markets and the unit price of the units may go up or down based on the performance of investment fund and factors influencing the capital market and the policyholder is responsible for his/her decisions Insurance is the subject matter of solicitation.

BWARE OF SPURIOUS PHONE CALLS AND FICTITIOUS/FRAUDULENT OFFERS: IRDA clarifies to public that IRDA or its officials do not involve in activities like sale of any kind of insurance or financial products nor invest premiums. IRDA does not announce any bonus. Public receiving such phone calls are requested to lodge a police complaint along with details of phone call, number.

Performance at a glance as on 28th February 2022

Guaranteed NAV Funds		Figures in percentage (%)				
Returns	Period	Platinum Premier	Platinum Advantage	Foresight - Single Pay	Foresight - 5 Pay	Titanium I
Absolute	1 month	0.08	0.17	0.11	0.21	-0.14
	3 months	0.28	0.46	0.39	0.41	-0.44
	6 months	0.53	0.84	0.77	0.76	-0.87
	1 Year	1.02	1.77	1.71	2.15	-1.76
CAGR	2 Years	1.32	1.40	2.95	1.95	-1.60
	3 Years	2.65	2.99	4.91	3.82	0.88
	4 Years	2.79	3.23	4.79	3.84	1.46
	5 Years	4.03	4.43	5.85	4.82	3.24
	Since Inception	6.63	6.03	7.46	6.23	6.39

Pension Funds		Figures in percentage (%)					
Returns	Period	Pension - Nourish	BM	Pension - Growth	BM	Pension - Enrich	BM
Absolute	1 month	0.17	0.22	-0.44	-0.18	-0.93	-0.68
	3 months	0.59	-0.30	-0.18	-0.45	-0.48	-0.68
	6 months	1.56	0.70	0.87	0.36	0.26	-0.16
	1 Year	6.82	5.40	7.17	6.40	9.02	7.16
CAGR	2 Years	8.07	6.84	10.19	8.70	11.97	10.64
	3 Years	9.33	8.12	10.52	9.03	11.38	9.68
	4 Years	8.76	7.45	9.53	7.99	9.60	8.18
	5 Years	8.10	6.89	9.25	7.60	9.50	8.10
	Since Inception	8.39	7.39	10.07	8.39	11.21	9.56

Returns	Period	Linked Discontinued Policy Fund	Pension Discontinued Policy Fund
Absolute	1 month	0.33	0.30
	3 months	0.83	0.83
	6 months	1.48	1.47
	1 Year	3.27	3.36
CAGR	2 Years	3.49	3.53
	3 Years	4.20	4.18
	4 Years	4.72	4.67
	5 Years	4.94	4.89
	Since Inception	5.49	5.45

Fund Name	Benchmark Composition						SFIN
	Weightage	Index	Weightage	Index	Weightage	Index	
Platinum Premier	-	-	-	-	-	-	ULIF02203/02/10BSLPLATPR1109
Platinum Advantage	-	-	-	-	-	-	ULIF02408/09/10BSLPLATADV109
Foresight - Single Pay	-	-	-	-	-	-	ULIF02610/02/11BSLFSITSP1109
Foresight - 5 Pay	-	-	-	-	-	-	ULIF02510/02/11BSLFSIT5P1109
Titanium I	-	-	-	-	-	-	ULIF01911/12/09BSLITITAN1109
Pension Nourish	10%	BSE 100	80%	Crisil Composite Bond Fund Index	10%	Crisil Liquid Fund Index	ULIF00604/03/03BSLNOURISH109
Pension Growth	20%	BSE 100	70%	Crisil Composite Bond Fund Index	10%	Crisil Liquid Fund Index	ULIF00504/03/03BSLIGROWTH109
Pension Enrich	35%	BSE 100	55%	Crisil Composite Bond Fund Index	10%	Crisil Liquid Fund Index	ULIF00404/03/03BSLIENRICH109
Linked Discontinued Policy Fund	-	-	-	-	-	-	ULIF03205/07/13BSLILDIS109
Pension Discontinued Policy Fund	-	-	-	-	-	-	ULIF03305/07/13BSLIPNDIS109

Disclaimer:

This document is issued by ABSLI. While all reasonable care has been taken in preparing this document, no responsibility or liability is accepted for errors of fact or for any opinion expressed herein. This document is for information purposes only. It does not constitute any offer, recommendation or solicitation to any person to enter into any transaction or adopt any investment strategy, nor does it constitute any prediction of likely future movements in NAVs. Past performance is not necessarily indicative of future performance. We have reviewed the report, and in so far as it includes current or historical information, it is believed to be reliable though its accuracy or completeness cannot be guaranteed. Neither Aditya Birla Sun Life Insurance Company Limited, nor any person connected with it, accepts any liability arising from the use of this document. You are advised to make your own independent judgment with respect to any matter contained herein. The investment risk in investment portfolio is borne by the policyholder. The name of the funds do not in any way indicate their quality, future prospects or returns. The premium paid in unit linked life insurance policies are subject to investment risk associated with capital markets and the unit price of the units may go up or down based on the performance of investment fund and factors influencing the capital market and the policyholder is responsible for his/her decisions Insurance is the subject matter of solicitation.

Beware of Spurious Phone Calls and Fictitious/Fraudulent Offers: IRDA clarifies to public that IRDA or its officials do not involve in activities like sale of any kind of insurance or financial products nor invest premiums. IRDA does not announce any bonus. Public receiving such phone calls are requested to lodge a police complaint along with details of phone call, number.

About The Fund

Date of Inception: 09-Mar-12

OBJECTIVE: To provide superior risk-adjusted returns with low volatility at a high level of safety and liquidity through investments in high quality short term fixed income instruments – upto one year maturity.

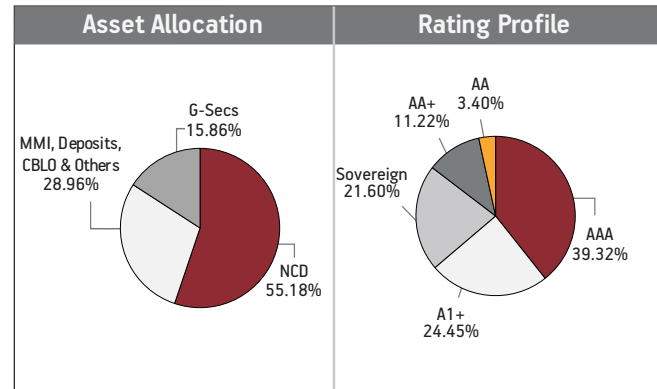
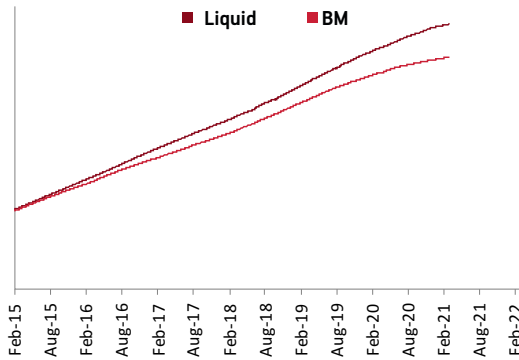
STRATEGY: Fund will invest in high quality short-term fixed income instruments – upto one year maturity. The endeavour will be to optimize returns while providing liquidity and safety with very low risk profile.

NAV as on 28th February 2022: ₹ 19.0074

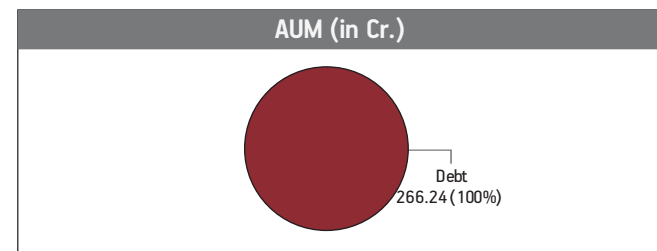
BENCHMARK: Crisil Liquid Fund Index

Asset held as on 28th February 2022: ₹ 266.24 Cr

FUND MANAGER: Ms. Richa Sharma



SECURITIES	Holding
GOVERNMENT SECURITIES	15.86%
364 Days TBILL (MD 16/02/2023)	4.32%
364 Days TBILL (MD 05/01/2023)	3.62%
364 Days TBILL (MD 12/01/2023)	2.71%
364 Days TBILL (MD 26/01/2023)	1.81%
8.90% Tamilnadu SDL 2022 (MD 20/09/2022)	1.52%
9.13% Gujarat SDL 2022 (MD 09/05/2022)	1.14%
8.92% Tamilnadu SDL 2022 (MD 05/09/2022)	0.74%
CORPORATE DEBT	55.18%
7.17% Reliance Industries Ltd NCD Ppd Series-D (MD 08/11/2022)	7.43%
8.02% Larsen & Toubro Ltd NCD (MD 22/05/2022)	7.19%
2% Tata Steel Ltd NCD (MD 23/04/2022)	6.92%
6.70% NABARD NCD Sr 20H (MD 11/11/2022)	6.65%
5.05% Indian Oil Corpn. Ltd. NCD (MD 25/11/2022)	4.70%
7.42% LIC Housing Finance Ltd NCD (MD 15/07/2022)	3.79%
9.60% Hindalco Industries Ltd. NCD (MD 02/08/2022)	1.91%
7.35% Power Finance Corpn. Ltd pfc-Bs-170-A (MD 22/11/2022)	1.91%
8.50% NHPC Ltd NCD Sr-T Strpp D (MD 14/07/2022)	1.90%
7.09% Rural Electrification Corpn. Ltd. NCD (MD 17/10/2022)	1.90%
Other Corporate Debt	10.87%
MMI, Deposits, CBLO & Others	28.96%

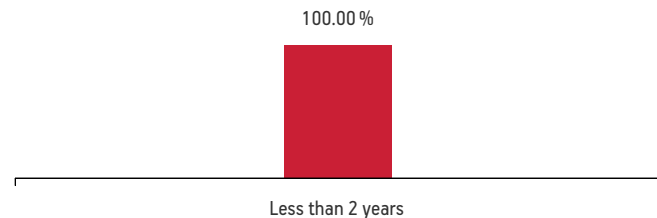


Maturity (in years) 0.53

Yield to Maturity 4.47%

Modified Duration 0.18

Maturity Profile



Fund Update:

The average maturity of the fund has remain constant to 0.53 years on a MOM basis. Liquid plus fund continues to be predominantly invested in highest rated fixed income instruments.

About The Fund

Date of Inception: 12-Sep-05

OBJECTIVE: To provide capital conservation at a high level of safety and liquidity through judicious investments in high quality short-term debt.

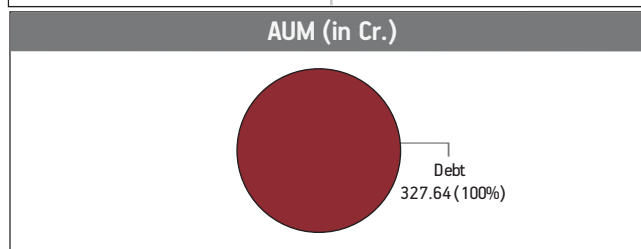
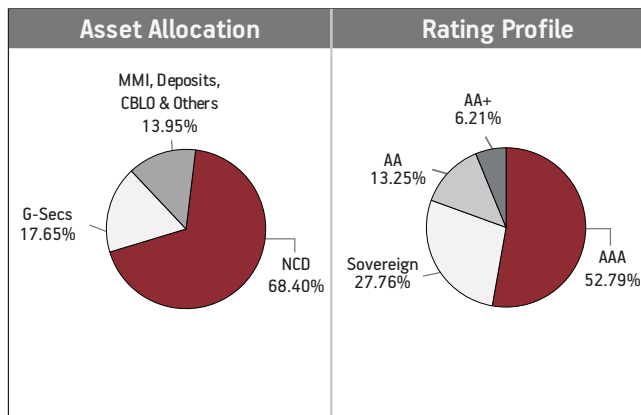
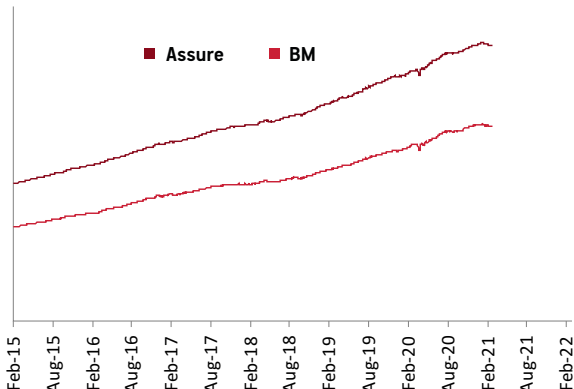
STRATEGY: To generate better return with low level of risk through investment into fixed interest securities having short-term maturity profile.

NAV as on 28th February 2022: ₹ 37.9545

BENCHMARK: Crisil Short Term Bond Fund Index

Asset held as on 28th February 2022: ₹ 327.64 Cr

FUND MANAGER: Ms. Richa Sharma



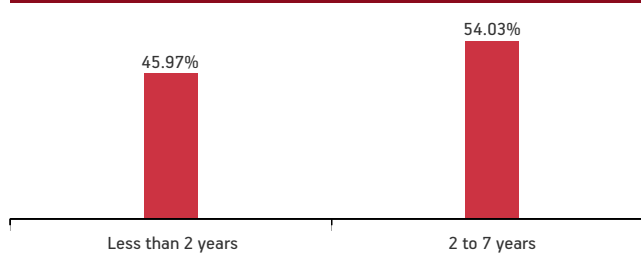
SECURITIES	Holding
GOVERNMENT SECURITIES	17.65%
4.56% GOI 2023 (MD 29/11/2023)	7.60%
5.22% GOI (MD 15/06/2025)	6.04%
6.84% GOI 2022 (MD 19/12/2022)	1.55%
8.20% Oil Mkt Co GOI Bond 2024 (MD 15/09/2024)	0.98%
9.23% State Development -Gujrat 2022 (MD 30/03/2022)	0.57%
9.95% Food Corporation Of India NCD (MD 07/03/2022)	0.55%
9.14% State Development -Andhra Pradesh 2022 (MD 25/04/2022)	0.36%
CORPORATE DEBT	68.40%
5.27% NABARD NCD Sr 22B (MD 23/07/2024)	6.64%
6.43% Godrej Industries Ltd. NCD MD (26/04/24) (Step Up)	6.18%
5.40% HDFC Ltd. NCD MD (11/08/2023)	6.11%
6.59% Rashtriya Chem. & Fertilizers Ltd. NCD (MD 31/01/2025)	4.92%
8.30% Rural Electrification Corpn. Ltd. NCD (MD 10/04/2025)	4.90%
6.70% Can Fin Homes Ltd. NCD MD (25/02/2025)	4.67%
5.70% Kotak Mahindra Prime Ltd NCD (MD 19/07/2024)	4.57%
5.08% HDB Financial Services Ltd NCD (MD 28/11/2023)Sr-160	4.56%
8.98% Power Finance Corpn Ltd NCD (MD 08/10/24) Put (08/10/1)	3.28%
5.70% Bajaj Housing Finance Ltd NCD (MD 10/06/2024)	3.07%
Other Corporate Debt	19.49%
MMI, Deposits, CBLO & Others	13.95%

Maturity (in years) **1.91**

Yield to Maturity **5.28%**

Modified Duration **1.68**

Maturity Profile



Fund Update:

The average maturity of the fund has slightly increased to 1.91 years from 1.86 years on a MOM basis.

Assure fund continues to be predominantly invested in highest rated fixed income instruments.

About The Fund

Date of Inception: 22-Aug-08

OBJECTIVE: To provide capital preservation and regular income, at a high level of safety over a medium term horizon by investing in high quality debt instruments.

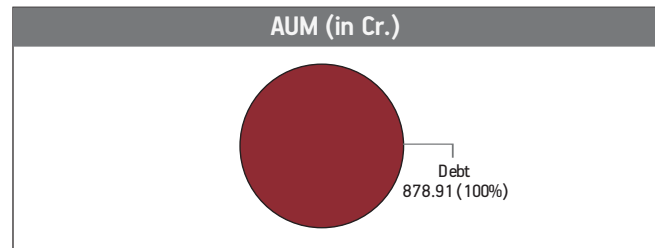
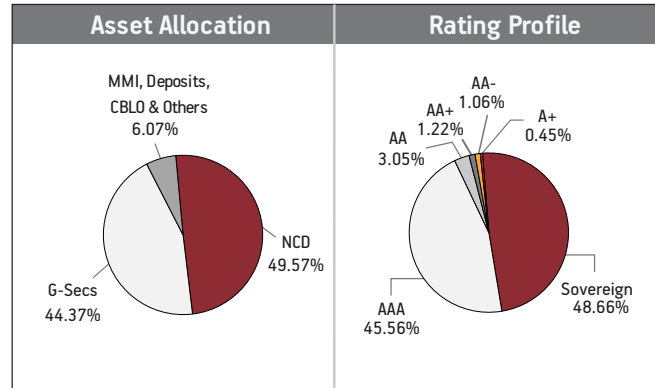
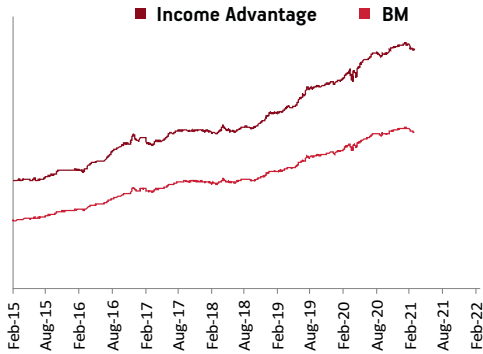
STRATEGY: To actively manage the fund by building a portfolio of fixed income instruments with medium term duration. The fund will invest in government securities, high rated corporate bonds, high quality money market instruments and other fixed income securities. The quality of the assets purchased would aim to minimize the credit risk and liquidity risk of the portfolio. The fund will maintain reasonable level of liquidity.

NAV as on 28th February 2022: ₹ 33.6829

BENCHMARK: Crisil Composite Bond Fund Index & Crisil Liquid Fund Index

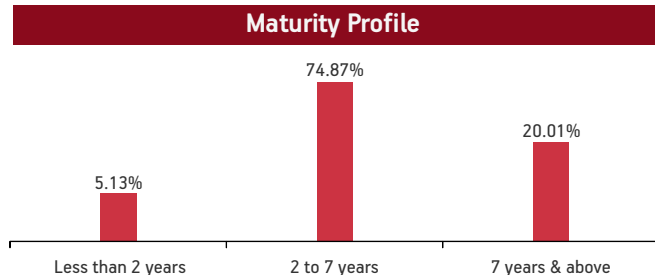
Asset held as on 28th February 2022: ₹ 878.91 Cr

FUND MANAGER: Ms. Richa Sharma



SECURITIES	Holding
GOVERNMENT SECURITIES	44.37%
6.67% GOI 2035 (MD 15/12/2035)	12.69%
5.15% GOI 2025 (MD 09/11/2025)	11.15%
5.63% GOI 2026 (MD 12/04/2026)	8.43%
7.27% GOI (MD 08/04/2026)	2.97%
7.26% GOI (MD 14/01/2029)	2.94%
6.64% GOI 2035 (MD 16/06/2035)	2.40%
6.99% GOI 2051 (MD 15/12/2051)	2.24%
8.18% State Development Loan-Tamilnadu 2028 (MD 19/12/2028)	0.86%
7.32% GOI 2024 (MD 28/01/2024)	0.22%
8.28% GOI 2027 (MD 21/09/2027)	0.19%
Other Government Securities	0.28%
CORPORATE DEBT	49.57%
5.55% Kotak Mahindra Prime Ltd NCD (MD 20/05/2024)	4.57%
8.05% NTPC Ltd NCD (MD 05/05/2026)-Series 60	4.49%
7.79% LIC Housing Finance Ltd NCD (MD 18/10/2024)	2.98%
6.35% HDB Financial Services Ltd NCD (MD 11/09/2026)	2.86%
5.72% Axis Finance Limited (MD 21/06/24)	2.85%
5.40% Kotak Mahindra Prime Ltd NCD (MD 20/09/2024)	2.82%
8.65% Power Finance Corpn. Ltd. NCD (MD 28/12/2024)	2.44%
7.58% Godrej Industries Ltd. NCD MD (28/09/28) (Step Up)	2.32%
8.39% Power Finance Corpn. Ltd. NCD (MD 19/04/2025)	2.26%
8.83% ONGC Petro Additions Limited NCD (MD 10/03/2025)	1.85%
Other Corporate Debt	20.13%
MMI, Deposits, CBLO & Others	6.07%

Maturity (in years)	5.92
Yield to Maturity	6.11%
Modified Duration	4.16



Fund Update:

Exposure to G-secs has increased to 44.37% from 40.69% and MMI has increased to 6.07% from 4.34% on a MOM basis.

Income Advantage fund continues to be predominantly invested in highest rated fixed income instruments.

About The Fund

Date of Inception: 01-Jan-14

OBJECTIVE: To provide capital preservation and regular income, at a high level of safety over a medium term horizon by investing in high quality debt instruments.

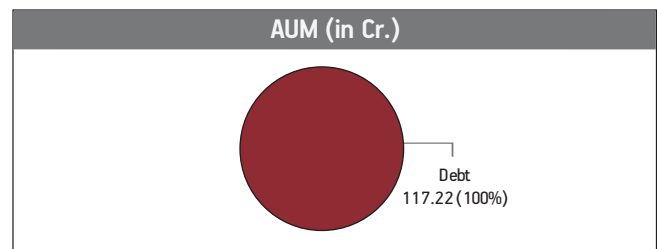
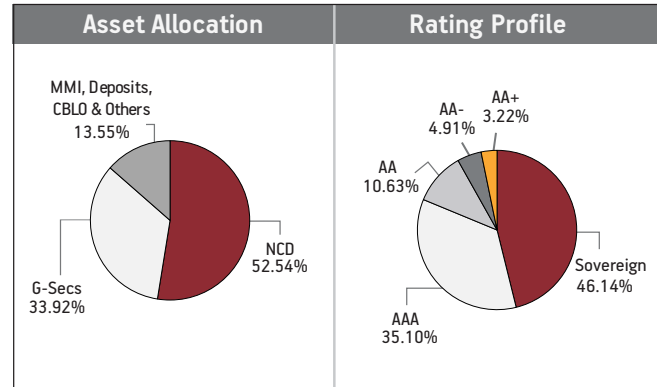
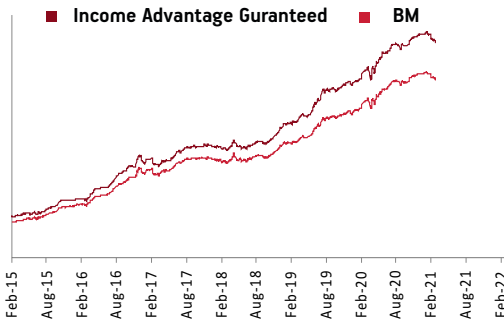
STRATEGY: To actively manage the fund by building a portfolio of fixed income instruments with medium term duration. The fund will invest in government securities, high rated corporate bonds, high quality money market instruments and other fixed income securities. The quality of the assets purchased would aim to minimize the credit risk and liquidity risk of the portfolio. The fund will maintain reasonable level of liquidity.

NAV as on 28th February 2022: ₹ 18.8560

BENCHMARK: Crisil Composite Bond Fund Index & Crisil Liquid Fund Index

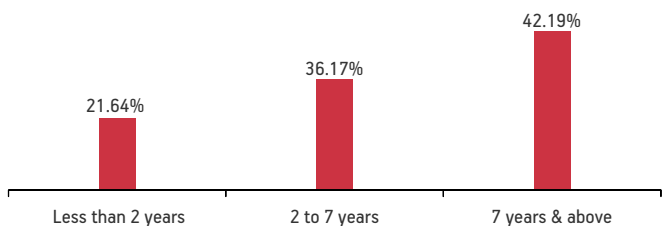
Asset held as on 28th February 2022: ₹ 117.22 Cr

FUND MANAGER: Ms. Richa Sharma



SECURITIES	Holding
GOVERNMENT SECURITIES	33.92%
7.40% GOI 2035 (MD 09/09/2035)	8.80%
7.59% GOI 2029 (MD 20/03/2029)	8.49%
7.57% GOI (MD 17/06/2033)	4.48%
6.67% GOI 2035 (MD 15/12/2035)	4.14%
5.15% GOI 2025 (MD 09/11/2025)	3.34%
8.60% GOI 2028 (MD 02/06/2028)	1.88%
8.18% State Development Loan-Tamilnadu 2028 (MD 19/12/2028)	1.83%
8.30% GOI 2040 (MD 02/07/2040)	0.96%
CORPORATE DEBT	52.54%
6.59% Rashtriya Chem. & Fertilizers Ltd. NCD (MD 31/01/2025)	7.73%
10.90% Au Small Finance Bank Limited NCD (MD 30/05/2025)	4.79%
8.51% NABARD NCD (MD 19/12/2033) Series Ltif 3C	4.76%
5.27% NABARD NCD Sr 22B (MD 23/07/2024)	3.71%
8.14% Nuclear Power Corpn Of India Ltd (MD 25/03/2026) Sr-X	3.66%
6.67% HDFC Life Insurance Co Ltd Call (29/07/25) MD (29/07/30)	3.33%
2% Tata Steel Ltd NCD (MD 23/04/2022)	3.14%
Aditya Birla Fashion & Retail Ltd Zcb S-6 (MD 11/11/2022)	2.63%
7.68% Power Finance Corporation Ltd (MD 15/07/2030) Sr 201	2.52%
8.50% NHPC Ltd NCD Sr-T Strrp L (MD 14/07/2030)	2.35%
Other Corporate Debt	13.91%
MMI, Deposits, CBLO & Others	13.55%

Maturity (in years)	5.96
Yield to Maturity	6.01%
Modified Duration	4.13
Maturity Profile	



Fund Update:

Exposure to G-secs has slightly increased to 33.92% from 33.54% and MMI has decreased to 13.55% from 20.15% on a MOM basis.

Income Advantage Guaranteed fund continues to be predominantly invested in highest rated fixed income instruments.

About The Fund

Date of Inception: 22-Mar-01

OBJECTIVE: To generate consistent returns through active management of a fixed income portfolio and focus on creating a long-term equity portfolio, which will enhance the yield of the composite portfolio with minimum risk appetite.


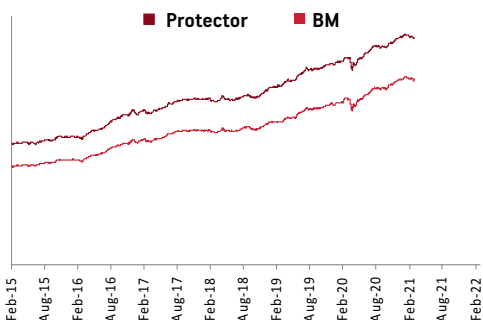
STRATEGY: To invest in fixed income securities with marginal exposure to equity up to 10% at low level of risk. This investment fund is suitable for those who want to preserve their capital and earn steady return on investment through higher exposure to debt securities.

NAV as on 28th February 2022: ₹ 53.7321


BENCHMARK: BSE 100, Crisil Composite Bond Fund Index & Crisil Liquid Fund Index

Asset held as on 28th February 2022: ₹ 353.96 Cr

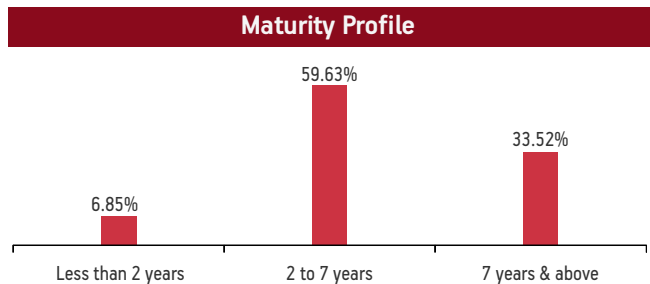
FUND MANAGER: Mr. Trilok Agarwal (Equity), Ms. Richa Sharma (Debt)



SECURITIES	Holding
GOVERNMENT SECURITIES	32.34%
5.22% GOI (MD 15/06/2025)	12.58%
6.67% GOI 2035 (MD 15/12/2035)	4.99%
7.88% GOI 2030 (MD 19/03/2030)	4.53%
6.45% GOI 2029 (MD 07/10/2029)	4.19%
6.99% GOI 2051 (MD 15/12/2051)	2.78%
8.60% GOI 2028 (MD 02/06/2028)	1.56%
7.63% GOI 2059 (MD 17/06/2059)	1.20%
8.32% GOI (MD 02/08/2032)	0.53%
CORPORATE DEBT	54.43%
7.49% NHA1 NCD MD (01/08/2029)	7.33%
5.65% Bajaj Finance Limited NCD (MD 10/05/2024)	6.54%
7.40% Rural Electrification Corpn. Ltd. NCD (MD 26/11/2024)	6.47%
7.79% LIC Housing Finance Ltd NCD (MD 18/10/2024)	5.92%
6.48% Sundaram Finance Ltd. NCD (MD 15/05/2026)	5.71%
5.70% Kotak Mahindra Prime Ltd NCD (MD 19/07/2024)	4.23%
8.05% HDFC NCD (MD 22/10/2029)-W003 Sr	3.03%
9.25% Power Grid Corporation Ltd NCD (MD 09/03/2027)	1.59%
8.45% HDFC Ltd. NCD MD (18/05/2026) (Series P - 012)	1.53%
8.85% Axis Bank NCD (MD 05/12/2024)	1.52%
Other Corporate Debt	10.56%
EQUITY	9.34%
Reliance Industries Limited	0.95%
HDFC Bank Limited	0.73%
Infosys Limited	0.73%
ICICI Bank Limited	0.63%
Housing Development Finance Corporation	0.49%
Tata Consultancy Services Limited	0.44%
Kotak Mahindra Bank Limited	0.28%
Axis Bank Limited	0.26%
Larsen And Toubro Limited	0.25%
Bajaj Finance Limited	0.24%
Other Equity	4.34%
MMI, Deposits, CBLO & Others	3.90%



Maturity (in years)	6.06
Yield to Maturity	6.07%
Modified Duration	4.07



Fund Update:
 Exposure to G-secs has slightly decreased to 32.34% from 32.67% and MMI has increased to 3.90% from 2.95% on a MOM basis.
 Protector fund continues to be predominantly invested in highest rated fixed income instruments.

Refer annexure for complete portfolio details.

About The Fund

Date of Inception: 22-Mar-01

OBJECTIVE: To build your capital and generate better returns at moderate level of risk, over a medium or long-term period through a balance of investment in equity and debt.

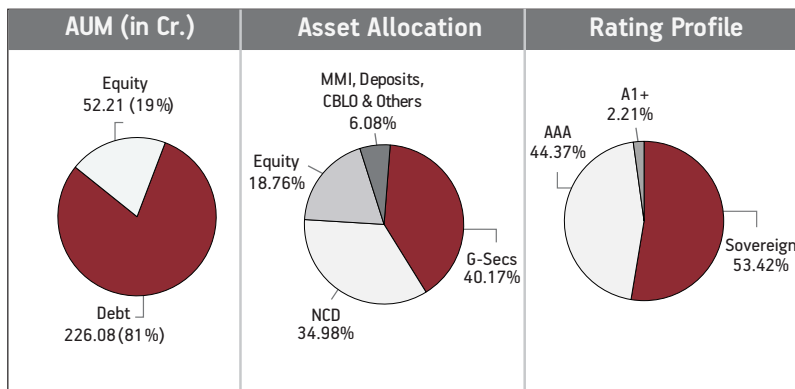
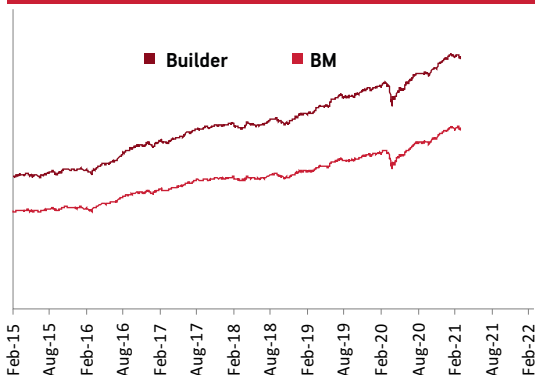
STRATEGY: To generate better return with moderate level of risk through active management of fixed income portfolio and focus on creating long term equity portfolio, which will enhance yield of composite portfolio with low level of risk appetite.

NAV as on 28th February 2022: ₹ 72.6132

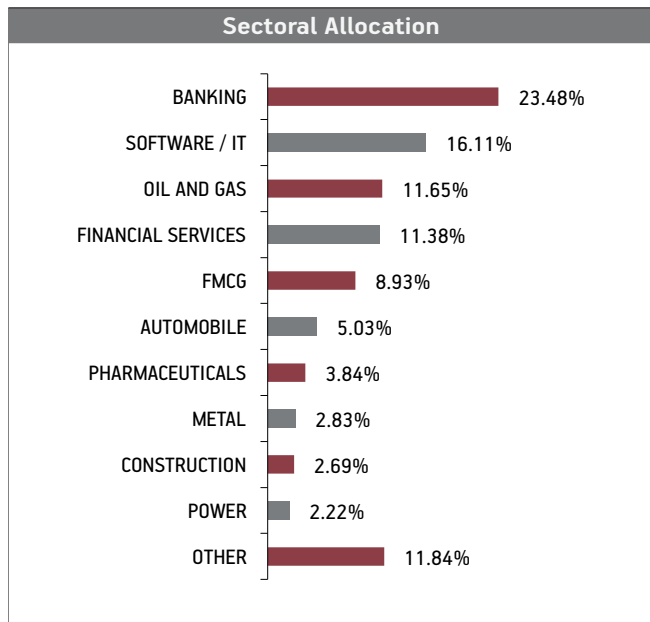
BENCHMARK: BSE 100, Crisil Composite Bond Fund Index & Crisil Liquid Fund Index

Asset held as on 28th February 2022: ₹ 278.29 Cr

FUND MANAGER: Mr. Trilok Agarwal (Equity), Ms. Richa Sharma (Debt)



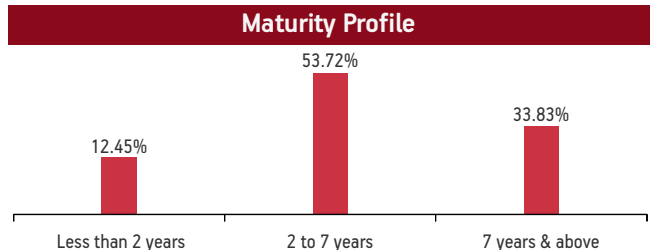
SECURITIES	Holding
GOVERNMENT SECURITIES	40.17%
5.22% GOI (MD 15/06/2025)	7.11%
8.28% GOI 2027 (MD 21/09/2027)	6.36%
6.97% GOI 2026 (MD 06/09/2026)	5.19%
6.19% GOI 2034 (MD 16/09/2034)	5.05%
7.88% GOI 2030 (MD 19/03/2030)	3.84%
6.45% GOI 2029 (MD 07/10/2029)	3.55%
6.67% GOI 2035 (MD 15/12/2035)	3.49%
8.24% GOI (MD 15/02/2027)	3.12%
8.30% GOI 2040 (MD 02/07/2040)	1.41%
8.08% GOI (MD 02/08/2022)	1.06%
CORPORATE DEBT	34.98%
5.70% Kotak Mahindra Prime Ltd NCD (MD 19/07/2024)	7.18%
7.10% NABARD GOI Fully Serviced NCD (MD 08/02/2030)	5.46%
9.25% Power Grid Corporation Ltd NCD (MD 09/03/2027)	3.24%
9.475% Aditya Birla Finance Ltd NCD G-8 (MD 18/03/2022)	2.88%
8.85% Axis Bank NCD (MD 05/12/2024)	1.93%
8.12% Export Import Bank Of India NCD (MD 25/04/2031) Sr-T02	1.92%
8.29% MTNL NCD (MD 28/11/2024) Series Iv-D 2014	1.91%
8.50% NHPC Ltd NCD Sr-T Strrp D (MD 14/07/2022)	1.82%
8.45% HDFC Ltd. NCD MD (18/05/2026) (Series P - 012)	1.55%
7.79% LIC Housing Finance Ltd NCD (MD 18/10/2024)	1.13%
Other Corporate Debt	5.94%
EQUITY	18.76%
Reliance Industries Limited	1.89%
Infosys Limited	1.50%
HDFC Bank Limited	1.44%
ICICI Bank Limited	1.26%
Housing Development Finance Corporation	0.99%
Tata Consultancy Services Limited	0.87%
Kotak Mahindra Bank Limited	0.58%
Axis Bank Limited	0.53%
State Bank Of India	0.51%
Larsen And Toubro Limited	0.50%
Other Equity	8.69%
MMI, Deposits, CBLO & Others	6.08%



Maturity (in years) 5.56

Yield to Maturity 6.03%

Modified Duration 4.04



Fund Update:

Exposure to NCD has slightly increased to 34.98% from 34.81% and MMI has slightly decreased to 6.08% from 6.14% on a MOM basis.

Builder fund continues to be predominantly invested in highest rated fixed income instruments.

Refer annexure for complete portfolio details.

About The Fund

Date of Inception: 18-Jul-05

OBJECTIVE: The objective of this investment fund is to achieve value creation of the policyholder at an average risk level over medium to long-term period.

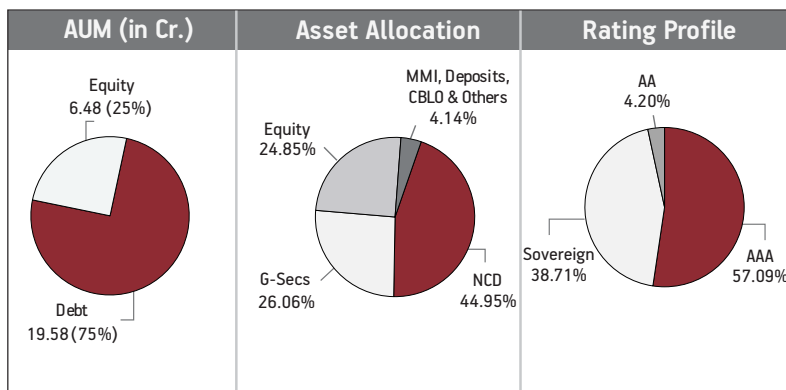
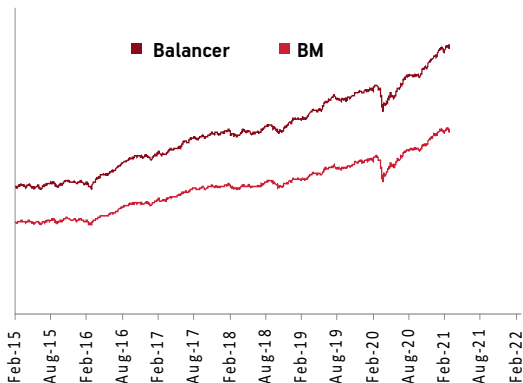
STRATEGY: The strategy is to invest predominantly in debt securities with an additional exposure to equity, maintaining medium term duration profile of the portfolio.

NAV as on 28th February 2022: ₹ 48.0514

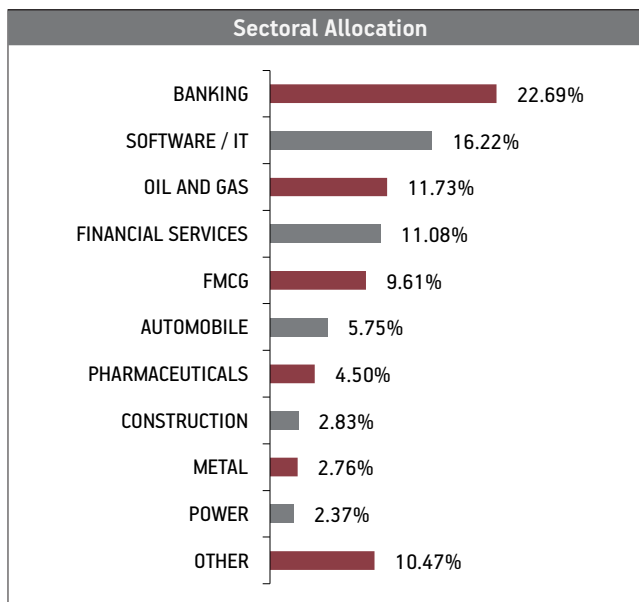
BENCHMARK: BSE 100, Crisil Composite Bond Fund Index & Crisil Liquid Fund Index

Asset held as on 28th February 2022: ₹ 26.06 Cr

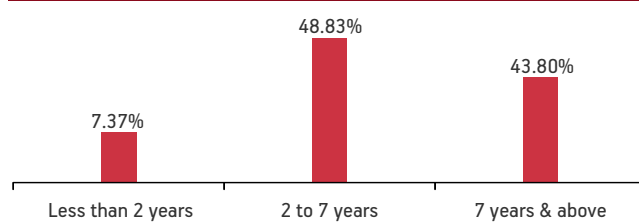
FUND MANAGER: Mr. Trilok Agarwal (Equity), Ms. Richa Sharma (Debt)



SECURITIES	Holding
GOVERNMENT SECURITIES	26.06%
6.67% GOI 2035 (MD 15/12/2035)	17.50%
5.15% GOI 2025 (MD 09/11/2025)	7.52%
8.28% GOI (MD 15/02/2032)	1.05%
CORPORATE DEBT	44.95%
5.75% Sundaram Finance Ltd. NCD (MD 07/05/2024)	8.52%
7.40% Rural Electrification Corpn. Ltd. NCD (MD 26/11/2024)	7.98%
5.65% Bajaj Finance Limited NCD (MD 10/05/2024)	7.73%
8.51% NABARD NCD (MD 19/12/2033) Series Ltif 3C	5.99%
7.99% LIC Housing Finance Ltd.NCD (MD 12/07/2029) [Put120721]	4.50%
8.25% Indian Railway Fin Corp NCD (MD 28/02/2024)	4.05%
7.13% LIC Housing Finance Ltd NCD (MD 28/11/2031)	3.09%
7.85% Indian Hotels Co Ltd (MD 15/04/2022) S-1	3.08%
EQUITY	24.85%
Reliance Industries Limited	2.33%
HDFC Bank Limited	1.92%
Infosys Limited	1.85%
ICICI Bank Limited	1.58%
Housing Development Finance Corporation	1.31%
Tata Consultancy Services Limited	1.12%
Kotak Mahindra Bank Limited	0.76%
Larsen And Toubro Limited	0.70%
Bajaj Finance Limited	0.67%
Axis Bank Limited	0.63%
Other Equity	11.97%
MMI, Deposits, CBLO & Others	4.14%



Maturity (in years)	6.54
Yield to Maturity	6.03%
Modified Duration	4.52
Maturity Profile	



Fund Update:
 Exposure to equities has slightly increased to 24.85% from 24.63% and MMI has decreased to 4.14% from 7.56% on a MOM basis.
 Balancer fund continues to be predominantly invested in highest rated fixed income instruments.

Refer annexure for complete portfolio details.

About The Fund

Date of Inception: 22-Mar-01

OBJECTIVE: To grow capital through enhanced returns over a medium to long-term period through investments in equity and debt instruments, thereby providing a good balance between risk and return. This investment fund is suitable for those who want to earn higher return on investment through balanced exposure to equity and debt securities.

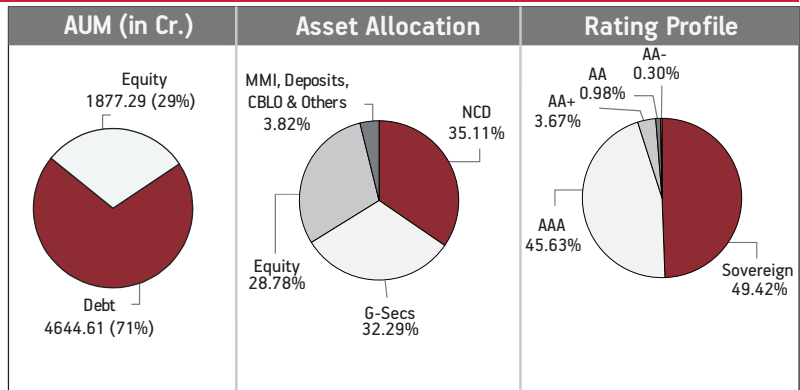
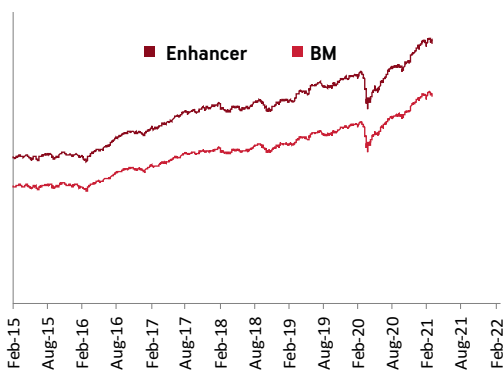
STRATEGY: To earn capital appreciation by maintaining a diversified equity portfolio and seek to earn regular returns on the fixed income portfolio by active management resulting in wealth creation for policy owners.

NAV as on 28th February 2022: ₹ 82.7797

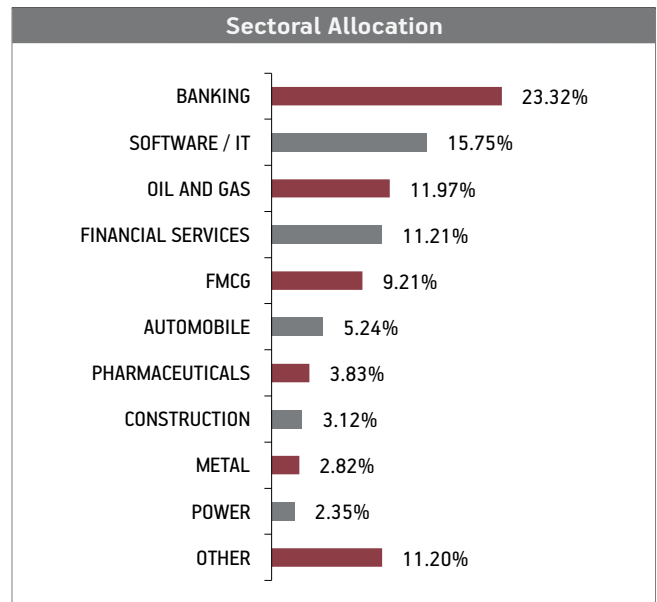
BENCHMARK: BSE 100, Crisil Composite Bond Fund Index & Crisil Liquid Fund Index

Asset held as on 28th February 2022: ₹ 6521.90 Cr

FUND MANAGER: Sameer Mistry (Equity), Ms. Richa Sharma (Debt)



SECURITIES	Holding
GOVERNMENT SECURITIES	32.29%
8.60% GOI 2028 (MD 02/06/2028)	2.41%
5.15% GOI 2025 (MD 09/11/2025)	2.25%
8.24% GOI (MD 15/02/2027)	1.84%
9.23% GOI 2043 (MD 23/12/2043)	1.60%
7.32% GOI 2024 (MD 28/01/2024)	1.60%
6.67% GOI 2035 (MD 15/12/2035)	1.49%
7.88% GOI 2030 (MD 19/03/2030)	1.39%
7.40% GOI 2035 (MD 09/09/2035)	1.36%
6.97% GOI 2026 (MD 06/09/2026)	1.32%
8.33% GOI 2036 (07/06/2036)	1.27%
Other Government Securities	15.74%
CORPORATE DEBT	35.11%
6.69% NTPC Ltd NCD (MD 13/09/2031)	1.50%
7.30% Power Grid Corporation NCD (MD 19/06/2027)	1.19%
5.27% NABARD NCD Sr 22B (MD 23/07/2024)	0.99%
6.40% NABARD NCD (MD 31/07/2023)	0.84%
8.90% SBI 10 Year Basel 3 Compliant Tier 2 Sr 1 (02/11/28)	0.81%
5.75% Sundaram Finance Ltd. NCD (MD 07/05/2024)	0.78%
5.53% NABARD NCD Sr 21H (MD 22/02/2024)	0.77%
5.23% NABARD NCD Sr 22C (MD 31/01/2025)	0.76%
8.30% Rec Limited NCD 2029 (MD 25/06/2029)	0.66%
6.80% SBI 15 Year Basel 3 Tier 2 [Call 21/8/30] (21/08/2035)	0.66%
Other Corporate Debt	26.15%
EQUITY	28.78%
Reliance Industries Limited	2.69%
HDFC Bank Limited	2.31%
Infosys Limited	2.18%
ICICI Bank Limited	1.87%
Housing Development Finance Corporation	1.51%
Tata Consultancy Services Limited	1.25%
Kotak Mahindra Bank Limited	0.83%
Larsen And Toubro Limited	0.82%
Hindustan Unilever Limited	0.75%
Axis Bank Limited	0.71%
Other Equity	13.87%
MMI, Deposits, CBLO & Others	3.82%

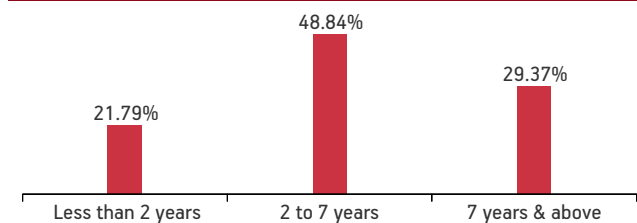


Maturity (in years) 6.03

Yield to Maturity 6.07%

Modified Duration 4.18

Maturity Profile



Fund Update:
 Exposure to equities has decreased to 28.78% from 29.29% and MMI has decreased to 3.82% from 4.29% on a MOM basis.
 Enhancer fund continues to be predominantly invested in highest rated fixed income instruments.

Refer annexure for complete portfolio details.

About The Fund

Date of Inception: 23-Feb-04

OBJECTIVE: To achieve optimum balance between growth and stability to provide long-term capital appreciation with balanced level of risk by investing in fixed income securities and high quality equity security. This fund option is for those who are willing to take average to high level of risk to earn attractive returns over a long period of time.

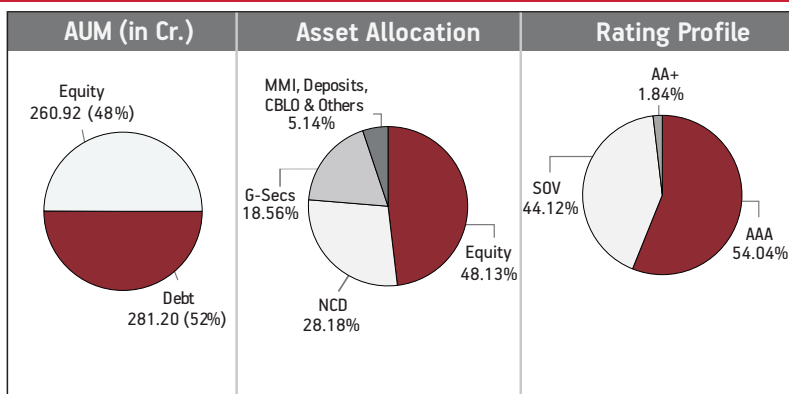
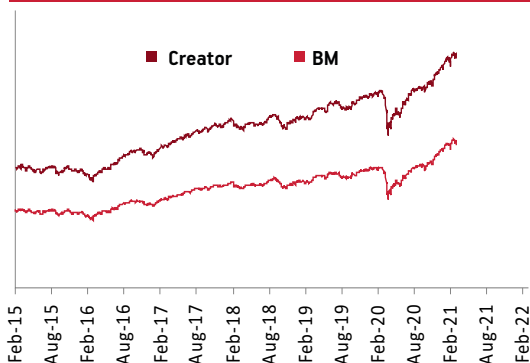
STRATEGY: To invest into fixed income securities & maintaining diversified equity portfolio along with active fund management of the policyholder's wealth in long run.

NAV as on 28th February 2022: ₹ 74.7462

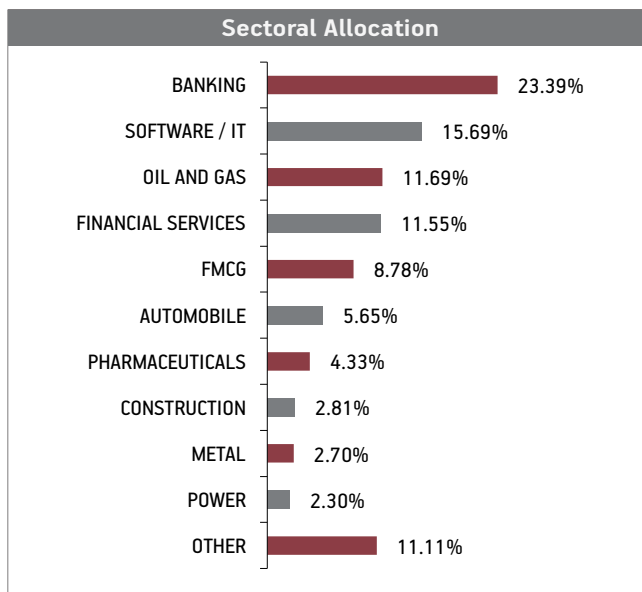
BENCHMARK: BSE 100, Crisil Composite Bond Fund Index & Crisil Liquid Fund Index

Asset held as on 28th February 2022: ₹ 542.12 Cr

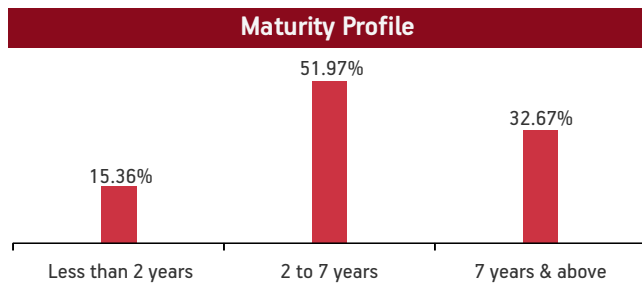
FUND MANAGER: Mr. Trilok Agarwal (Equity), Ms. Richa Sharma (Debt)



SECURITIES	Holding
GOVERNMENT SECURITIES	18.56%
5.15% GOI 2025 (MD 09/11/2025)	4.16%
6.67% GOI 2035 (MD 15/12/2035)	4.08%
7.69% GOI 2043 (MD 17/06/2043)	2.07%
6.97% GOI 2026 (MD 06/09/2026)	1.90%
7.88% GOI 2030 (MD 19/03/2030)	0.99%
7.57% GOI (MD 17/06/2033)	0.97%
0% Strips GOI 2040(MD 02/01/2026)	0.79%
0% Strips GOI 2040(MD 02/07/2026)	0.77%
0% Strips GOI 2040(MD 02/07/2029)	0.61%
8.13% GOI (MD 21/09/2022)	0.61%
Other Government Securities	1.61%
CORPORATE DEBT	28.18%
5.50% Indian Oil Corpn. Ltd. NCD (MD 20/10/2025)	5.08%
8.05% NTPC Ltd NCD (MD 05/05/2026)-Series 60	4.13%
7.79% LIC Housing Finance Ltd NCD (MD 18/10/2024)	2.71%
6.90% Rural Electrification Corpn.Ltd.NCD (MD 31/01/2031)204A	1.46%
8.51% NABARD NCD (MD 19/12/2033) Series Ltif 3C	1.36%
5.75% Sundaram Finance Ltd. NCD (MD 07/05/2024)	1.30%
7.34% Power Finance Corpn. Ltd. NCD (MD 29/09/2035)	1.30%
9.475% Aditya Birla Finance Ltd NCD G-8 (MD 18/03/2022)	1.20%
7.79% Power Finance Corpn. Ltd. NCD (MD 22/07/2030)	1.17%
8.02% BPCL Ltd NCD (MD 11/03/2024)	1.16%
Other Corporate Debt	7.29%
EQUITY	48.13%
Reliance Industries Limited	4.82%
HDFC Bank Limited	3.79%
Infosys Limited	3.69%
ICICI Bank Limited	3.26%
Housing Development Finance Corporation	2.52%
Tata Consultancy Services Limited	2.21%
Kotak Mahindra Bank Limited	1.44%
Larsen And Toubro Limited	1.35%
Axis Bank Limited	1.30%
State Bank Of India	1.23%
Other Equity	22.52%
MMI, Deposits, CBLO & Others	5.14%



Maturity (in years)	5.86
Yield to Maturity	5.94%
Modified Duration	4.09



Fund Update:
 Exposure to equities has slightly decreased to 48.13% from 48.73% and MMI has increased to 5.14% from 3.37% on a MOM basis.
 Creator fund continues to be predominantly invested in large cap stocks and maintains a well diversified portfolio with investments made across various sectors.

Refer annexure for complete portfolio details.

About The Fund

Date of Inception: 12-Aug-04

OBJECTIVE: To maximize wealth by actively managing a diversified equity portfolio.

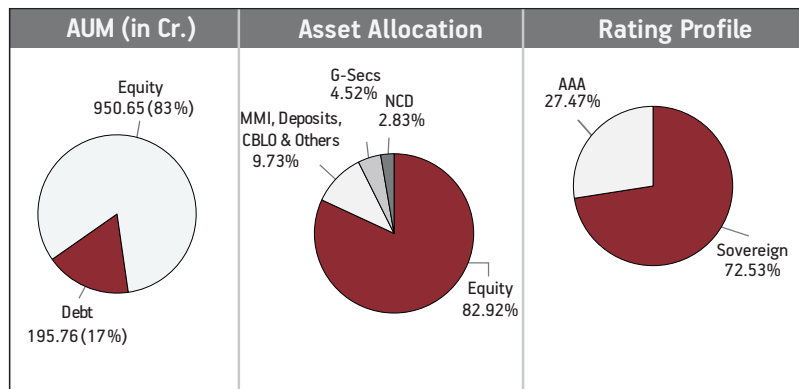
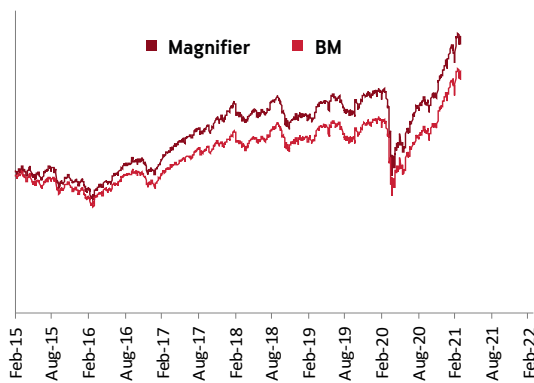
STRATEGY: To invest in high quality equity security to provide long-term capital appreciation with high level of risk. This fund is suitable for those who want to have wealth maximization over long-term period with equity market dynamics.

NAV as on 28th February 2022: ₹ 83.6045

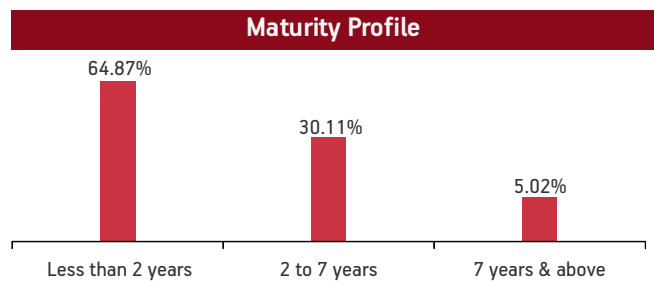
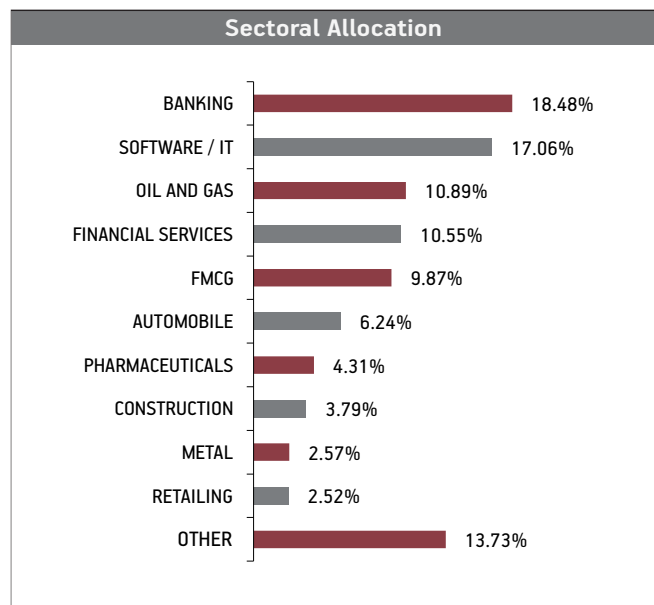
BENCHMARK: BSE 100 & Crisil Liquid Fund Index

Asset held as on 28th February 2022: ₹ 1146.41 Cr

FUND MANAGER: Mr. Trilok Agarwal (Equity), Ms. Richa Sharma (Debt)



SECURITIES	Holding
GOVERNMENT SECURITIES	4.52%
0% Strips GOI 2061 (MD 22/08/2023)	1.24%
0% Strips GOI 2061 (MD 22/08/2022)	0.87%
0% Strips GOI 2036 (MD 07/12/2022)	0.63%
0% Strips GOI 2061 (MD 22/02/2030)	0.52%
0% Strips GOI 2061 (MD 22/02/2024)	0.40%
0% Strips GOI 2061 (MD 22/08/2024)	0.39%
0% Strips GOI 2061 (MD 22/08/2026)	0.34%
0% Strips GOI 2061 (MD 22/02/2027)	0.13%
0% Strips GOI 2061 (MD 22/02/2025)	0.01%
CORPORATE DEBT	2.83%
7.00% India Infradebt Ltd NCD (MD 12/11/2025)	2.24%
7.00% HDFC Ltd NCD (MD 19/05/22) Series X-004	0.26%
6.80% Hindustan Petroleum Corp Ltd NCD (MD 15/12/2022)	0.24%
6.70% NABARD NCD Sr 20H (MD 11/11/2022)	0.09%
EQUITY	82.92%
Reliance Industries Limited	8.19%
Infosys Limited	7.21%
HDFC Bank Limited	5.26%
ICICI Bank Limited	5.08%
Housing Development Finance Corporation	4.62%
Tata Consultancy Services Limited	3.82%
Larsen And Toubro Limited	2.63%
Hindustan Unilever Limited	2.33%
ITC Limited	2.31%
Bajaj Finance Limited	2.12%
Other Equity	39.36%
MMI, Deposits, CBLO & Others	9.73%



Fund Update:

Exposure to equities has increased to 82.92% from 81.91% and MMI has decreased to 9.73% from 10.73% on a MOM basis.

Magnifier fund continues to be predominantly invested in large cap stocks and maintains a well diversified portfolio with investments made across various sectors.

Modified Duration of the Fund is 1.66.

Refer annexure for complete portfolio details.

About The Fund

Date of Inception: 12-Jun-07

OBJECTIVE: To provide long term capital appreciation by actively managing a well-diversified equity portfolio of fundamentally strong blue chip companies. Further, the fund seeks to provide a cushion against the sudden volatility in the equities through some investments in short term money market instruments.

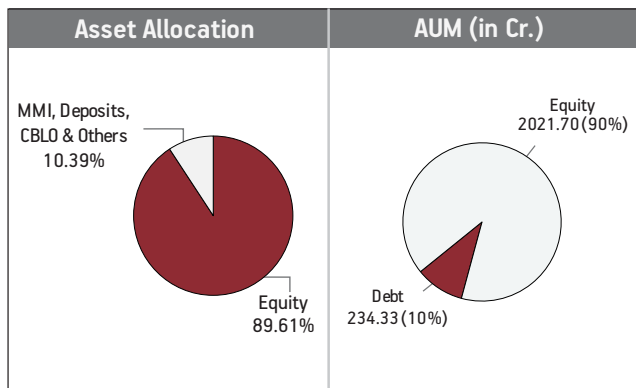
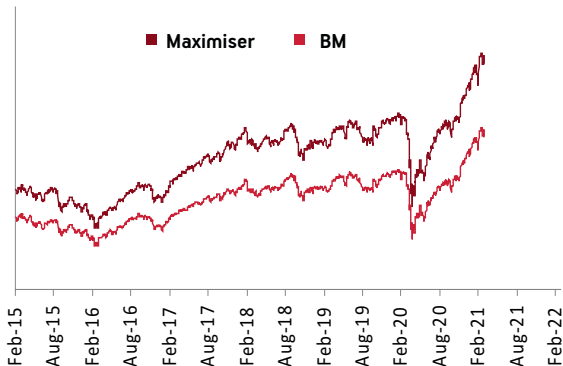
STRATEGY: To build and actively manage a well-diversified equity portfolio of value and growth driven stocks by following a research focused investment approach. While appreciating the high risk associated with equities, the fund would attempt to maximize the risk-return pay off for the long-term advantage of the policyholders. The fund will also explore the option of having exposure to quality mid cap stocks. The non-equity portion of the fund will be invested in good rated (P1/A1 & above) money market instruments and fixed deposits. The fund will also maintain a reasonable level of liquidity.

NAV as on 28th February 2022: ₹ 44.0033

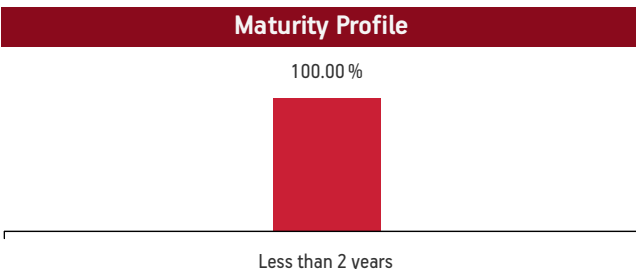
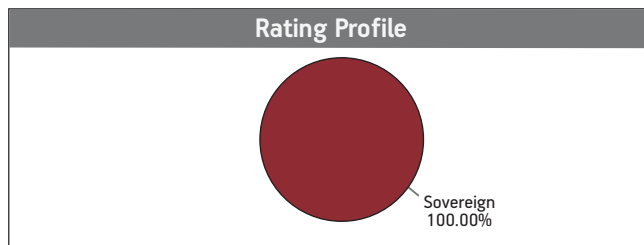
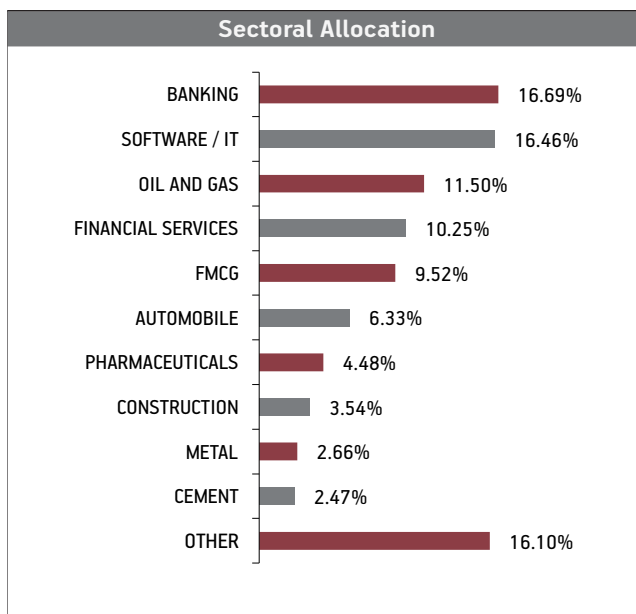
BENCHMARK: BSE 100 & Crisil Liquid Fund Index

Asset held as on 28th February 2022: ₹ 2256.02 Cr

FUND MANAGER: Mr. Sameer Mistry (Head - Equity)



SECURITIES	Holding
EQUITY	89.61%
Reliance Industries Limited	8.73%
Infosys Limited	7.72%
ICICI Bank Limited	5.11%
HDFC Bank Limited	5.09%
Housing Development Finance Corporation	4.97%
Tata Consultancy Services Limited	3.71%
Larsen And Toubro Limited	2.90%
Hindustan Unilever Limited	2.72%
ITC Limited	2.24%
Bajaj Finance Limited	2.18%
Other Equity	44.25%
MMI, Deposits, CBLO & Others	10.39%



Fund Update:
 Exposure to equities has increased to 89.61% from 87.77% and MMI has decreased to 10.39% from 12.23% on a MOM basis.
 Maximiser fund is predominantly invested in large cap stocks and maintains a well diversified portfolio with investments made across various sectors.

Refer annexure for complete portfolio details.

About The Fund

Date of Inception: 01-Jan-14

OBJECTIVE: To provide long term capital appreciation by actively managing a well-diversified equity portfolio of fundamentally strong bluechip companies. Further, the fund seeks to provide a cushion against the sudden volatility in the equities through some investments in short-term money market instruments.

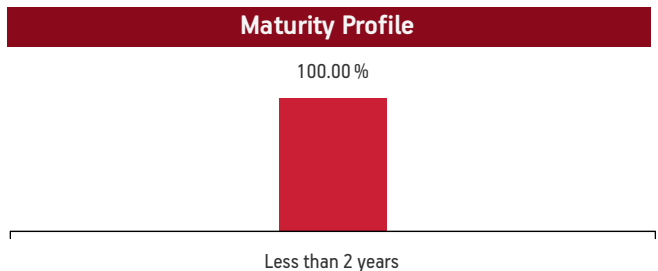
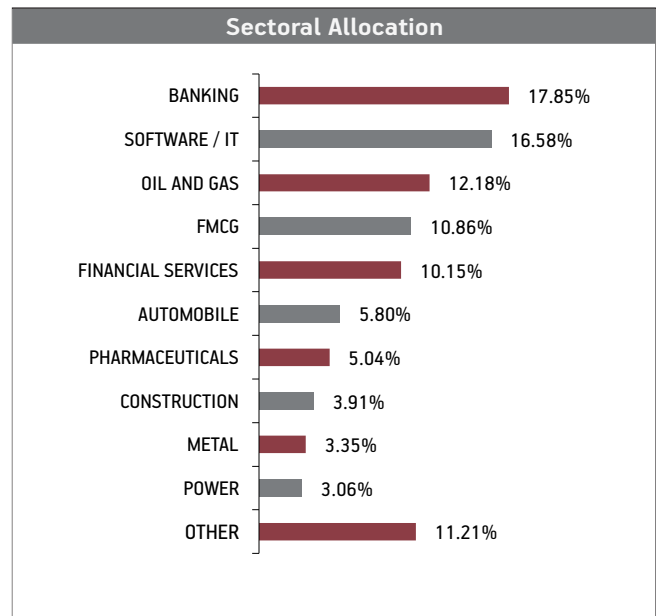
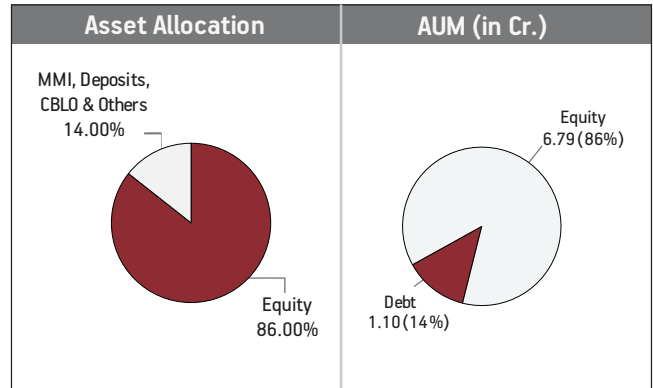
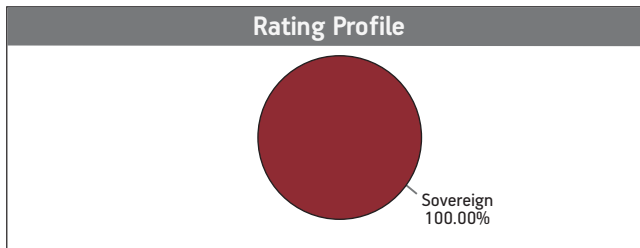
STRATEGY: To build and actively manage a well-diversified equity portfolio of value and growth driven stocks by following a research focused investment approach. While appreciating the high risk associated with equities, the fund would attempt to maximise the risk-return pay off for the long-term advantage of the policyholders. The fund will also explore the option of having exposure to quality mid-cap stocks. The non-equity portion of the fund will be invested in good rated (P1/A1 & above) money market instruments and fixed deposits. The fund will also maintain a reasonable level of liquidity.

NAV as on 28th February 2022: ₹ 26.3141

Asset held as on 28th February 2022: ₹ 7.89 Cr

FUND MANAGER: Mr. Sameer Mistry (Head - Equity)

SECURITIES	Holding
EQUITY	86.00%
Reliance Industries Limited	8.73%
Infosys Limited	7.72%
ICICI Bank Limited	5.43%
HDFC Bank Limited	5.26%
Housing Development Finance Corporation	5.11%
Tata Consultancy Services Limited	4.38%
Larsen And Toubro Limited	3.36%
Bajaj Finance Limited	2.84%
Hindustan Unilever Limited	2.74%
ITC Limited	2.23%
Other Equity	38.19%
MMI, Deposits, CBLO & Others	14.00%



Fund Update:
 Exposure to equities has slightly decreased to 86.00% from 86.32% and MMI has increased to 14.00% from 13.68% on a MOM basis.
 Maximiser Guaranteed fund is predominantly invested in large cap stocks and maintains a well diversified portfolio with investments made across various sectors.

Refer annexure for complete portfolio details.

About The Fund

Date of Inception: 06-Jul-09

OBJECTIVE: To generate long-term capital appreciation for policy holders by making investments in fundamentally strong and liquid large cap companies.

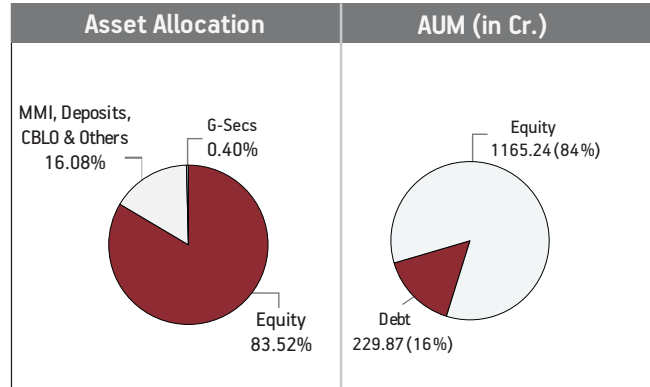
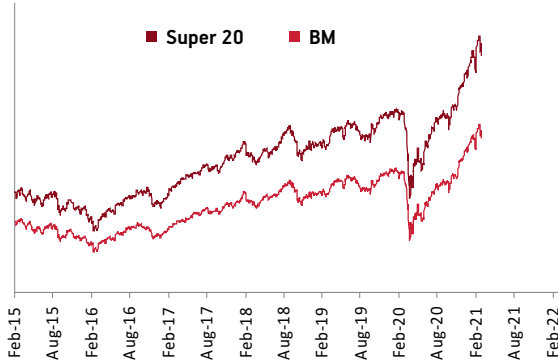
STRATEGY: To build and actively manage an equity portfolio of 20 fundamentally strong large cap stocks in terms of market capitalization by following an in-depth research-focused investment approach. The fund will attempt to adequately diversify across sectors. The fund will invest in companies having financial strength, robust, efficient & visionary management, enjoying competitive advantage along with good growth prospects & adequate market liquidity. The fund will adopt a disciplined yet flexible long-term approach towards investing with a focus on generating long-term capital appreciation. The non-equity portion of the fund will be invested in high rated money market instruments and fixed deposits. The fund will also maintain reasonable level of liquidity.

NAV as on 28th February 2022: ₹ 43.6190

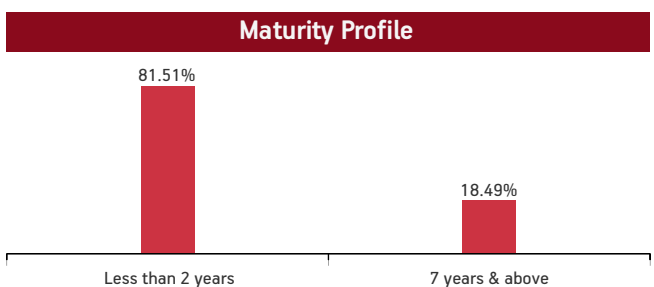
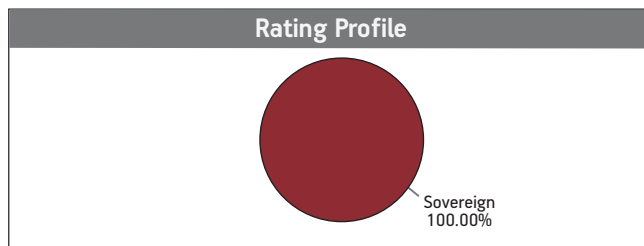
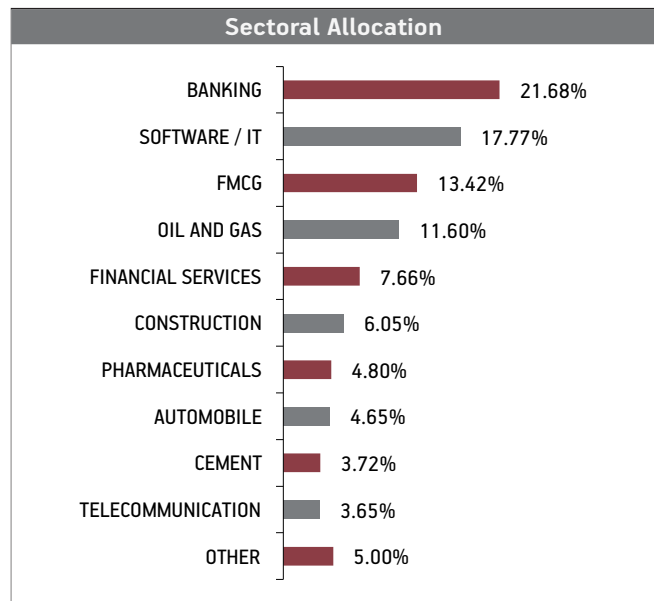
BENCHMARK: BSE Sensex & Crisil Liquid Fund Index

Asset held as on 28th February 2022: ₹ 1395.10 Cr

FUND MANAGER: Mr. Sameer Mistry (Head - Equity)



SECURITIES	Holding
Government Securities	0.40%
0% Strips GOI 2061 (MD 22/08/2029)	0.40%
EQUITY	83.52%
Infosys Limited	9.95%
Reliance Industries Limited	9.69%
HDFC Bank Limited	7.16%
ICICI Bank Limited	6.41%
Housing Development Finance Corporation	6.40%
Hindustan Unilever Limited	5.68%
Larsen And Toubro Limited	5.06%
Tata Consultancy Services Limited	4.89%
Ultratech Cement Limited	3.11%
Bharti Airtel Limited	3.04%
Other Equity	22.14%
MMI, Deposits, CBLO & Others	16.08%



Fund Update:
 Exposure to equities has slightly increased to 83.52% from 83.14% and MMI has slightly decreased to 16.08% from 16.86% on a MOM basis.
 Super 20 fund is predominantly invested in large cap stocks and maintains a concentrated portfolio.

Refer annexure for complete portfolio details.

About The Fund

Date of Inception: 30-Oct-07

OBJECTIVE: To provide long-term wealth maximization by actively managing a well-diversified equity portfolio, predominantly comprising of companies whose market capitalisation is close to Rs. 1000 crores and above.

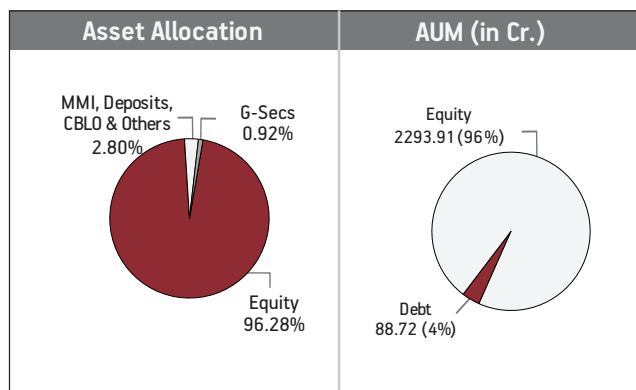
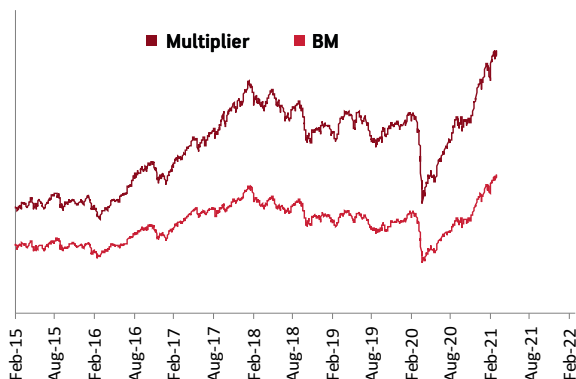
STRATEGY: To build and actively manage a well-diversified equity portfolio of value and growth driven stocks by following a research driven investment approach. The investments would be predominantly made in mid-cap stocks, with an option to invest 30% in large-cap stocks as well. While appreciating the high risk associated with equities, the fund would attempt to maximize the risk-return pay-off for the long-term advantage of the policyholders. The fund will also maintain reasonable level of liquidity.

NAV as on 28th February 2022: ₹ 52.5231

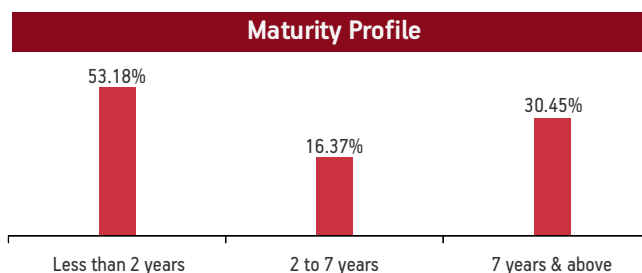
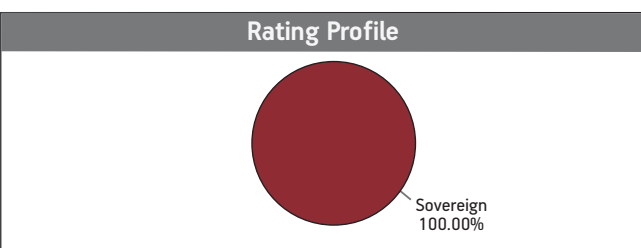
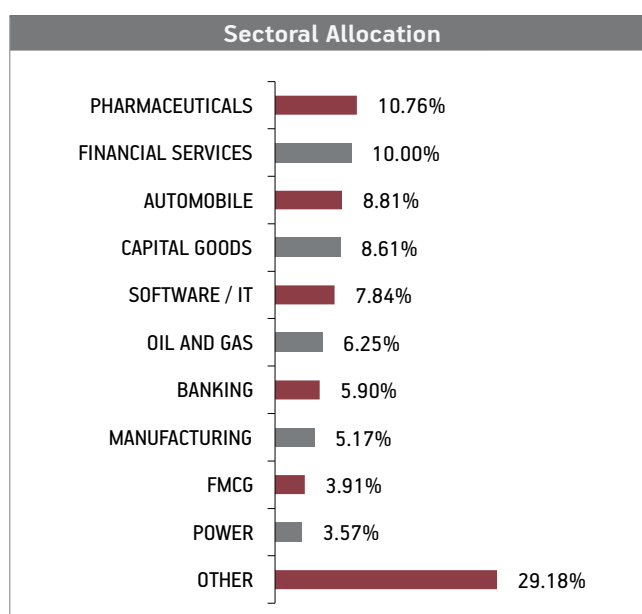
BENCHMARK: Nifty Midcap 100 & Crisil Liquid Fund Index

Asset held as on 28th February 2022: ₹ 2382.63 Cr

FUND MANAGER: Mr. Bhaumik Bhatia



SECURITIES	Holding
GOVERNMENT SECURITIES	0.92%
0% Strips GOI 2061 (MD 22/08/2026)	0.17%
0% Strips GOI 2061 (MD 22/02/2029)	0.13%
0% Strips GOI 2061 (MD 22/08/2029)	0.13%
0% Strips GOI 2061 (MD 22/02/2030)	0.12%
0% Strips GOI 2061 (MD 22/08/2030)	0.12%
0% Strips GOI 2061 (MD 22/02/2031)	0.12%
0% Strips GOI 2061 (MD 22/08/2031)	0.11%
0% Strips GOI 2061 (MD 22/02/2027)	0.01%
0% Strips GOI 2061 (MD 22/08/2027)	0.01%
EQUITY	96.28%
Tata Power Company Limited	2.82%
Adani Total Gas Limited	2.67%
Mphasis Limited	2.31%
Voltas Limited	2.19%
SRF Limited	2.00%
Federal Bank Limited	1.91%
Max Financial Services Limited	1.81%
Alkem Laboratories Ltd	1.81%
Bharat Electronics Limited	1.77%
Shriram Transport Finance Company Limited	1.72%
Other Equity	75.26%
MMI, Deposits, CBLO & Others	2.80%



Fund Update:
 Exposure to equities has increased to 96.28% from 95.75% and MMI has decreased to 2.80% from 3.12% on MOM basis.
 Multiplier fund is predominantly invested in high quality mid cap stocks and maintains a well diversified portfolio with investments made across various sectors.

Refer annexure for complete portfolio details.

About The Fund

Date of Inception: 09-Mar-12

OBJECTIVE: To provide long-term wealth creation by actively managing portfolio through investment in selective businesses. Fund will not invest in businesses that provide goods or services in gambling, lottery /contests, animal produce, liquor, tobacco, entertainment like films or hotels, banks and financial institutions.

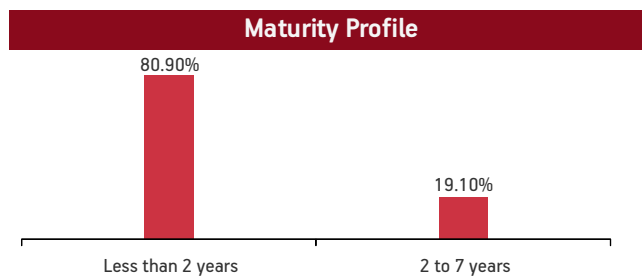
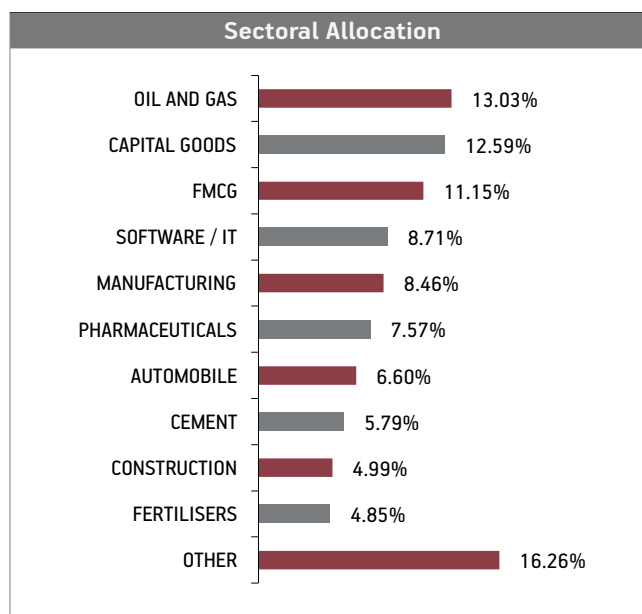
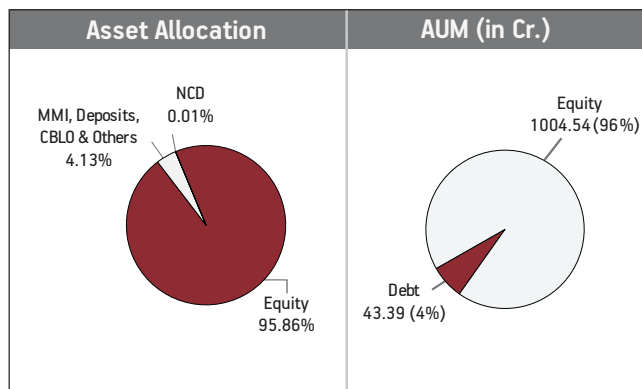
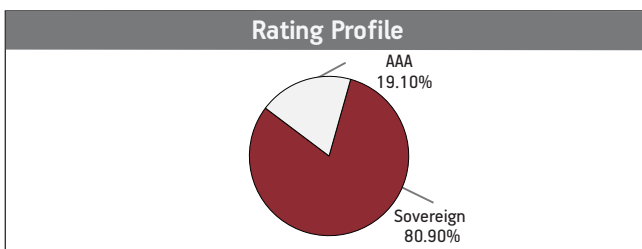
STRATEGY: To build and actively manage a well-diversified equity portfolio of value and growth driven fundamentally strong companies by following a research-focused investment approach. Equity investments in companies will be made in strict compliance with the objective of the fund. The fund will not invest in banks and financial institutions and companies whose interest income exceeds 3% of total revenues. Investment in leveraged-firms is restrained on the provision that heavily indebted companies ought to serve a considerable amount of their revenue in interest payments.

NAV as on 28th February 2022: ₹ 44.8040

Asset held as on 28th February 2022: ₹ 1047.93 Cr

FUND MANAGER: Mr. Trilok Agarwal

SECURITIES	Holding
Corporate Debt	0.01%
5.50% Britannia Bonus NCD (MD 03/06/2024)	0.01%
EQUITY	95.86%
Reliance Industries Limited	9.03%
Tata Consultancy Services Limited	5.48%
Larsen And Toubro Limited	4.78%
Tata Chemicals Limited	3.62%
Indraprastha Gas Limited	3.47%
Ultratech Cement Limited	3.46%
Hindustan Unilever Limited	3.32%
Sun Pharmaceuticals Industries Limited	2.63%
Sona Blw Precision Forgings Limited	2.60%
Krsnaa Diagnostics	2.53%
Other Equity	54.94%
MMI, Deposits, CBLO & Others	4.13%



Fund Update:

Exposure to equities has increased to 95.86% from 92.64% and MMI has decreased to 4.13% from 7.35% on a MOM basis.

Pure Equity fund maintains a diversified portfolio across various sectors excluding Media, Financial and Liquor sector.

About The Fund

Date of Inception: 09-Mar-12

OBJECTIVE: To provide long-term wealth maximization by managing a well-diversified equity portfolio predominantly comprising of deep value stocks with strong price and earnings momentum.

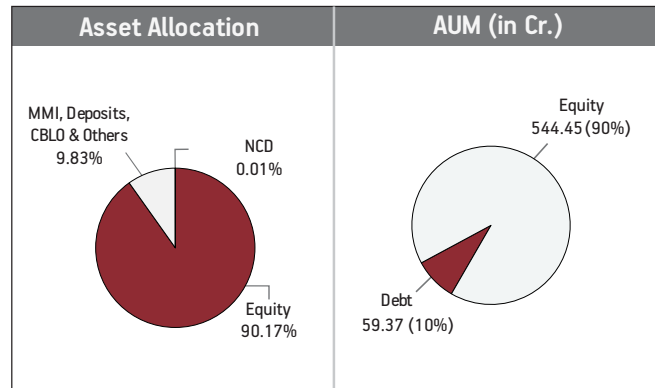
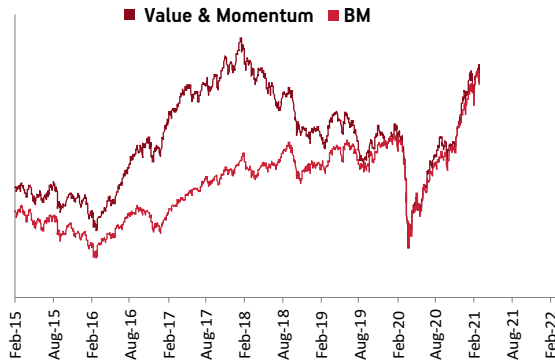
STRATEGY: To build and manage a well-diversified equity portfolio of value and momentum driven stocks by following a prudent mix of qualitative and quantitative investment factors. This strategy has outperformed the broader market indices over long-term. The fund would seek to identify companies, which have attractive business fundamentals, competent management and prospects of robust future growth and are yet available at a discount to their intrinsic value and display good momentum. The fund will also maintain reasonable levels of liquidity.

NAV as on 28th February 2022: ₹ 28.4746

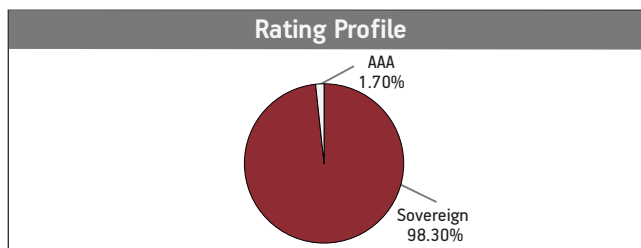
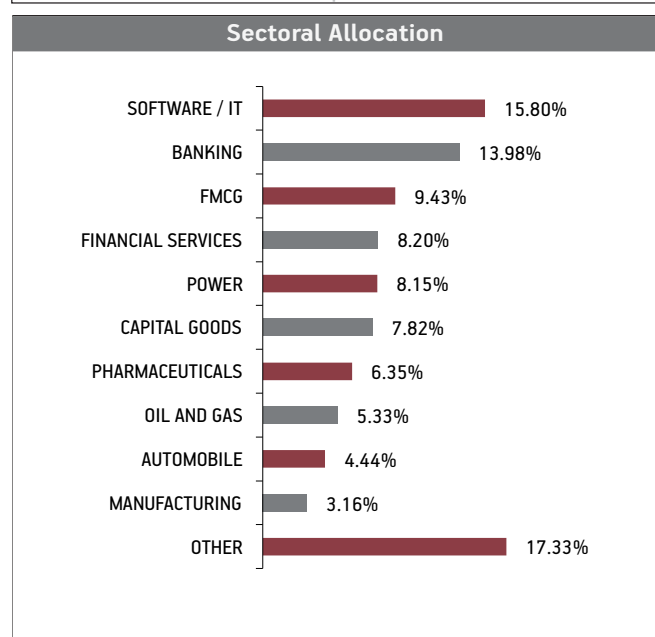
BENCHMARK: BSE 100 & Crisil Liquid Fund Index

Asset held as on 28th February 2022: ₹ 603.82 Cr

FUND MANAGER: Mr. Trilok Agarwal



SECURITIES	Holding
Corporate Debt	0.01%
5.50% Britannia Bonus NCD (MD 03/06/2024)	0.01%
EQUITY	90.17%
Infosys Limited	7.49%
ICICI Bank Limited	5.26%
HDFC Bank Limited	4.70%
Tata Consultancy Services Limited	4.13%
Housing Development Finance Corporation	3.75%
Sanofi India Limited	3.28%
Aia Engineering Limited	2.67%
Larsen And Toubro Limited	2.52%
Hindustan Unilever Limited	2.52%
Tata Power Company Limited	2.45%
Other Equity	51.39%
MMI, Deposits, CBLO & Others	9.83%



Fund Update:

Exposure to equities has increased to 90.17% from 87.94% and MMI has slightly increased to 9.83% from 9.03% on a MOM basis.

Value & Momentum fund is predominantly invested in quality midcap stocks complying with value criteria.

About The Fund

Date of Inception: 24-Sep-15

OBJECTIVE: To provide capital appreciation by investing in a portfolio of equity shares that form part of a capped nifty Index.

STRATEGY: To invest in all the equity shares that form part of the Capped Nifty in the same proportion as the Capped Nifty. The Capped Nifty Index will have all 50 companies that form part of Nifty index and will be rebalanced on a quarterly basis. The index composition will change with every change in the price of Nifty constituents. Rebalancing to meet the capping requirements will be done on a quarterly basis.

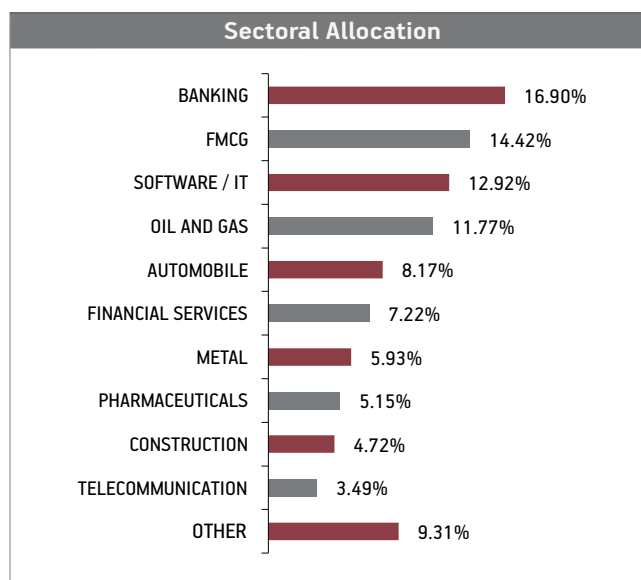
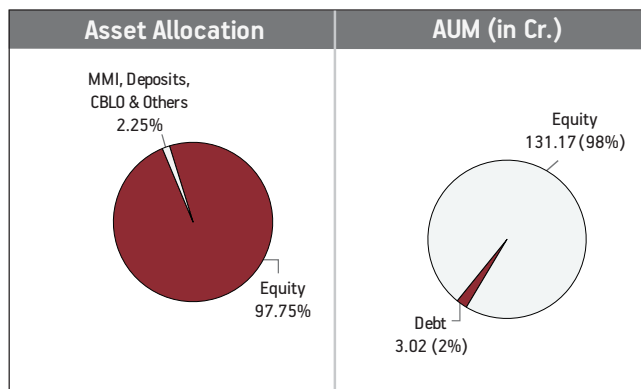
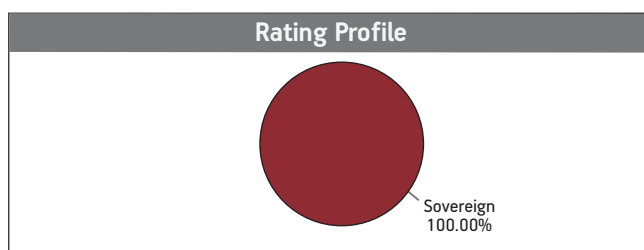
NAV as on 28th February 2022: ₹ 20.7938

Asset held as on 28th February 2022: ₹ 134.19 Cr

FUND MANAGER: Mr. Bhaumik Bhatia

SECURITIES	Holding
EQUITY	97.75%
Reliance Industries Limited	9.00%
Infosys Limited	6.11%
HDFC Bank Limited	5.64%
ICICI Bank Limited	4.65%
Larsen And Toubro Limited	4.61%
Hindustan Unilever Limited	4.07%
ITC Limited	3.96%
Housing Development Finance Corporation	3.83%
Tata Consultancy Services Limited	3.59%
Bharti Airtel Limited	3.41%
Other Equity	48.87%

MMI, Deposits, CBLO & Others	2.25%
---	--------------



Fund Update:

Exposure to equities has decreased to 97.75% from 98.79% and MMI has increased to 2.25% from 1.21% on a MOM basis.

Capped Nifty Index fund continues to be invested in all equity shares forming part of the nifty index.

About The Fund

Date of Inception: 24-Sep-15

OBJECTIVE: To provide capital appreciation by investing in a suitable mix of cash, debt and equities. The investment strategy will involve a flexible policy for allocating assets among equities, bonds and cash.

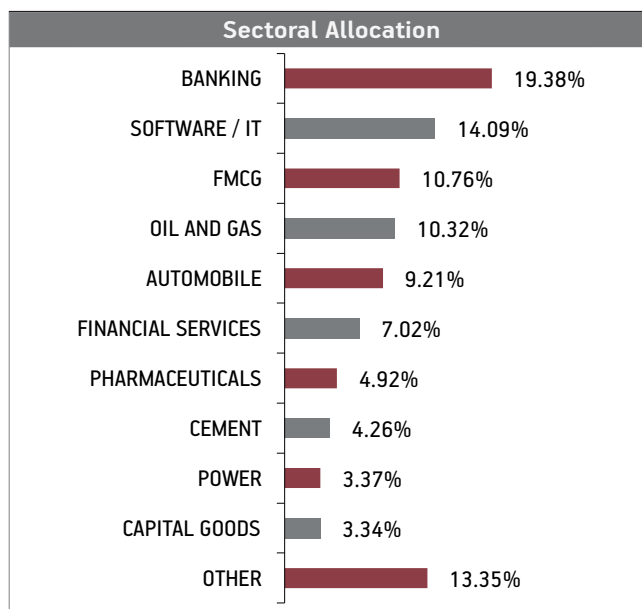
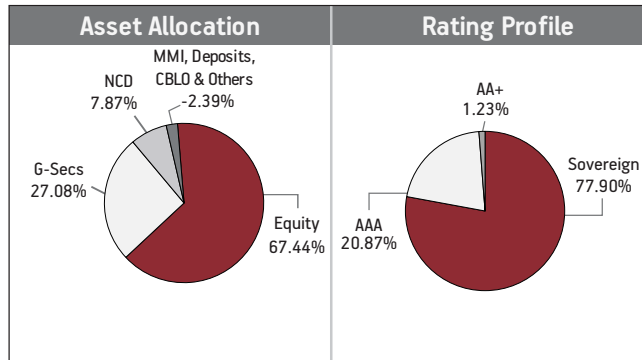
STRATEGY: To appropriately allocate money between equity, debt and money market instruments, to take advantage of the movement of asset prices resulting from changing financial and economic conditions.

NAV as on 28th February 2022: ₹ 19.2644

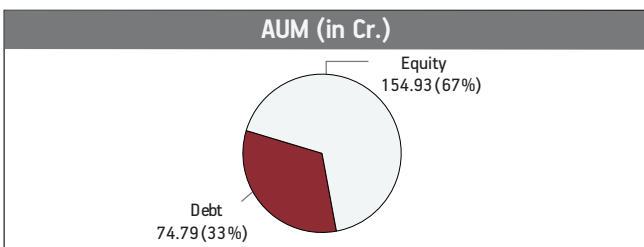
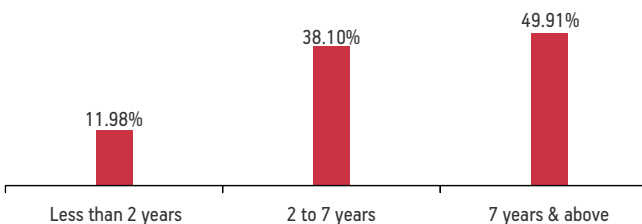
Asset held as on 28th February 2022: ₹ 229.72 Cr

FUND MANAGER: Mr. Trilok Agarwal (Equity), Ms. Richa Sharma (Debt)

SECURITIES	Holding
GOVERNMENT SECURITIES	27.08%
9.16% State Development -Rajasthan 2028 SPL SDL (MD 18/10/2)	2.42%
0% Strips GOI 2061(MD 22/02/2031)	2.39%
0% Strips GOI 2061(MD 22/08/2031)	2.32%
0% Strips GOI 2061(MD 22/02/2032)	2.24%
0% Strips GOI 2061(MD 22/08/2032)	2.14%
0% Strips GOI 2061(MD 22/08/2030)	2.10%
0% Strips GOI 2040(MD 02/07/2027)	1.69%
0% Strips GOI 2040(MD 02/01/2028)	1.61%
0% Strips GOI 2061(MD 22/08/2029)	1.60%
0% Strips GOI 2040(MD 02/07/2028)	1.55%
Other Government Securities	7.02%
CORPORATE DEBT	7.87%
7.69% BPCL Ltd NCD (MD 16/01/2023)-2018-Series I	1.78%
Tata Ind Ltd. Zero Coupon (6.69% Xirr) NCD (MD 16/01/2026)	1.43%
9.475% Aditya Birla Finance Ltd NCD G-8 (MD 18/03/2022)	1.31%
5.50% Indian Oil Corpn. Ltd. NCD (MD 20/10/2025)	0.77%
8.40% Power Grid Corporation NCD (MD 27/05/2030) [L]	0.57%
8.40% Nuclear Power Corp Of India Ltd (B) (MD 28/11/2026) Se	0.48%
8.45% HDFC Ltd. NCD MD (18/05/2026) (Series P - 012)	0.47%
7.89% Can Fin Homes Ltd. NCD MD (18/05/2022) Series 6	0.44%
8.49% NTPC Ltd Bonus NCD Part Redemption MD (25/03/2025) (FV)	0.29%
8.32% Power Grid Corporation Of India Ltd NCD (MD 23/12/2030)	0.24%
Other Corporate Debt	0.09%
EQUITY	67.44%
Reliance Industries Limited	6.96%
Infosys Limited	5.82%
HDFC Bank Limited	4.94%
ICICI Bank Limited	4.26%
Tata Consultancy Services Limited	2.97%
Housing Development Finance Corporation	2.74%
Larsen And Toubro Limited	2.22%
ITC Limited	2.20%
Hindustan Unilever Limited	2.12%
Kotak Mahindra Bank Limited	1.54%
Other Equity	31.66%
MMI, Deposits, CBLO & Others	-2.39%



Maturity (in years)	6.59
Yield to Maturity	6.51%
Modified Duration	5.94
Maturity Profile	



Fund Update:
 Exposure to equities has increased to 67.44% from 20.82% and MMI has decreased to -2.39% from 14.38% on a MOM basis.
 Asset Allocation fund continues to be predominantly invested in large cap stocks and highest rated fixed income instruments.

Refer annexure for complete portfolio details.

About The Fund

Date of Inception: 15-Feb-19

OBJECTIVE: To provide capital appreciation by investing in equity and equity related instruments of multi-national companies.

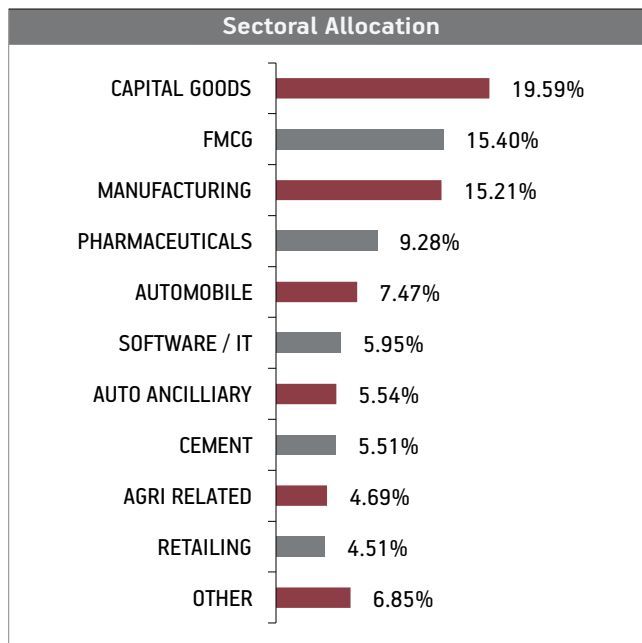
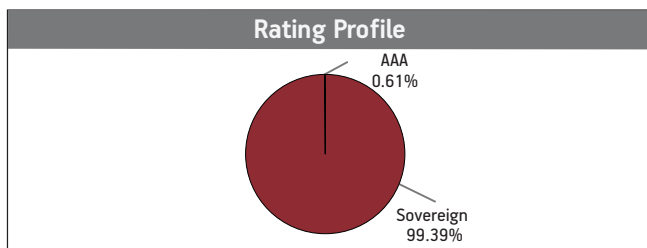
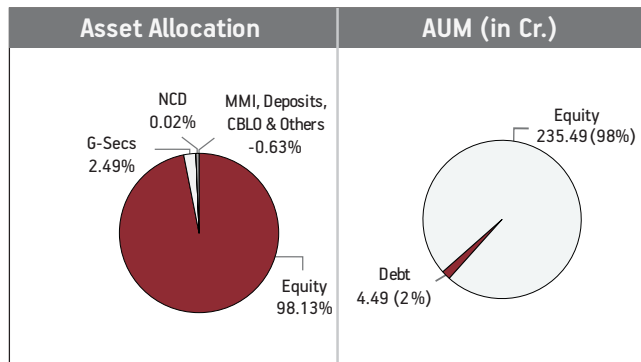
STRATEGY: The fund will predominantly invest in companies where FII / FDI and MNC parent combined holding is more than 50%. This theme has outperformed the broader market indices over long-term. The companies chosen are likely to have above average growth, enjoy distinct competitive advantages, and have superior financial strengths. The fund will also invest in high quality money market instruments and maintain adequate liquidity.

NAV as on 28th February 2022: ₹ 12.5892

Asset held as on 28th February 2022: ₹ 239.98 Cr

FUND MANAGER: Mr. Trilok Agarwal (Equity), Ms. Richa Sharma (Debt)

SECURITIES	Holding
Government Securities	2.49%
0% Strips GOI 2061 (MD 22/08/2027)	1.50%
0% Strips GOI 2061 (MD 22/02/2027)	0.95%
0% Strips GOI 2061 (MD 22/02/2028)	0.04%
Corporate Debt	0.02%
5.50% Britannia Bonus NCD (MD 03/06/2024)	0.02%
EQUITY	98.13%
Maruti Suzuki India Limited	5.64%
Hindustan Unilever Limited	4.82%
Honeywell Automation India Ltd	4.59%
Bata India Limited	4.42%
GMM Pfaudler Limited	4.12%
ABB India Limited	4.07%
Whirlpool Of India Limited	4.00%
Mphasis Limited	3.87%
ACC Limited	3.86%
3M India Ltd	2.89%
Other Equity	55.84%
MMI, Deposits, CBLO & Others	-0.63%



Fund Update:

Exposure to equities has increased to 98.13% from 90.00% and MMI has decreased to -0.63% from 7.10% on a MOM basis.

MNC Fund predominantly invests in companies where FII/FDI and MNC parent combined holding is above 50%.

About The Fund

Date of Inception: 15-Feb-10

OBJECTIVE: To optimise the participation in an actively managed well-diversified equity portfolio of fundamentally strong blue chip companies while using debt instruments and derivatives to lock-in capital appreciations. The use of derivatives will be for hedging purposes only and as approved by the IRDA.


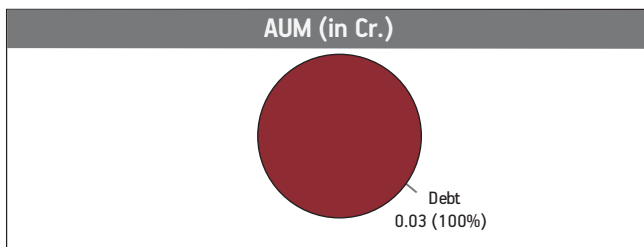
STRATEGY: To dynamically manage the allocation between equities and fixed income instruments, while using derivatives when necessary and for hedging purposes only. The equity investment strategy will revolve around building and actively managing a well-diversified equity portfolio of value & growth driven fundamentally strong blue chip companies by following a research-focused investment approach. On the fixed income side, investments will be made in government securities, high rated corporate bonds and money market instruments.

NAV as on 28th February 2022: ₹ 21.6750

Asset held as on 28th February 2022: ₹ 0.03 Cr

FUND MANAGER: Mr. Sameer Mistry (Head - Equity), Ms. Richa Sharma (Debt)

SECURITIES	Holding
MMI, Deposits, CBLO & Others	100.00%



Maturity (in years)	0.01
Yield to Maturity	3.28%



Fund Update:
 Exposure to MMI has remains constant to 100.00% on a MOM basis.
 Platinum Premier fund continues to be predominantly invested in large cap stocks and highest rated fixed income instruments.

About The Fund

Date of Inception: 20-Sep-10

OBJECTIVE: To optimize the participation in an actively managed well-diversified equity portfolio of fundamentally strong blue chip companies while using debt instruments and derivatives to lock-in capital appreciations. The use of derivatives will be for hedging purposes only and as approved by the IRDA.

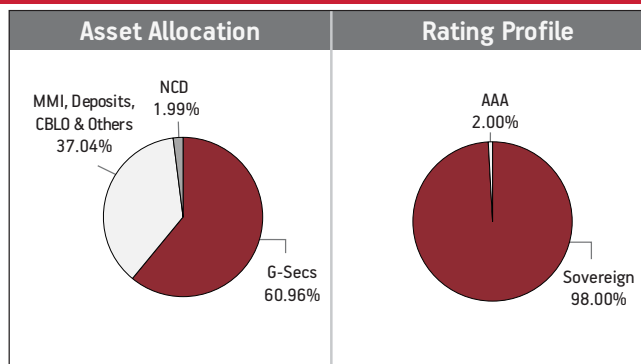
STRATEGY: To dynamically manage the allocation between equities and fixed income instruments, while using derivatives when necessary and for hedging purposes only. The equity investment strategy will revolve around building and actively managing a well-diversified equity portfolio of value & growth driven fundamentally strong blue-chip companies by following a research-focused investment approach. On the fixed income side, investments will be made in government securities, high rated corporate bonds and money market instruments.

NAV as on 28th February 2022: ₹19.5446

Asset held as on 28th February 2022: ₹ 148.00 Cr

FUND MANAGER: Mr. Sameer Mistry (Head - Equity), Ms. Richa Sharma (Debt)

SECURITIES	Holding
GOVERNMENT SECURITIES	60.96%
91 Days TBILL (MD 24/03/2022)	33.71%
8.08% GOI (MD 02/08/2022)	17.17%
8.15% GOI 2022 (MD 11/06/2022)	10.08%
CORPORATE DEBT	1.99%
7.17% Reliance Industries Ltd NCD Ppd Series-D (MD 08/11/2022)	1.37%
8.49% NTPC Ltd Bonus NCD Part Redemption MD (25/03/2025) (Fv)	0.62%
MMI, Deposits, CBLO & Others	37.04%

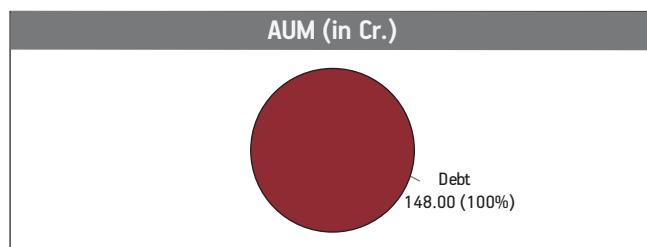
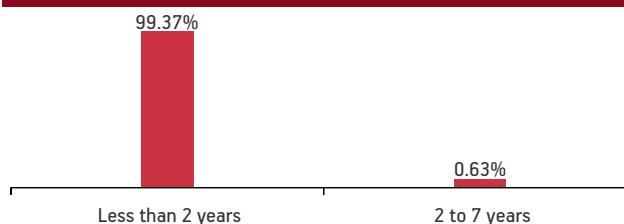


Maturity (in years) 0.15

Yield to Maturity 3.60%

Modified Duration 0.02

Maturity Profile



Fund Update:

Exposure to G-secs has increased to 60.96% from 55.78%, NCD has slightly increased to 1.99% from 1.83% and MMI has decreased to 37.04% from 42.39% on a MOM basis.

Platinum advantage fund continues to be predominantly invested in large cap stocks and highest rated fixed income instruments.

About The Fund

Date of Inception: 22-Feb-11

OBJECTIVE: To optimise the participation in an actively managed well-diversified equity portfolio of fundamentally strong blue chip companies while using debt instruments and derivatives to lock-in capital appreciations. The use of derivatives will be for hedging purposes only and as approved by the IRDA.

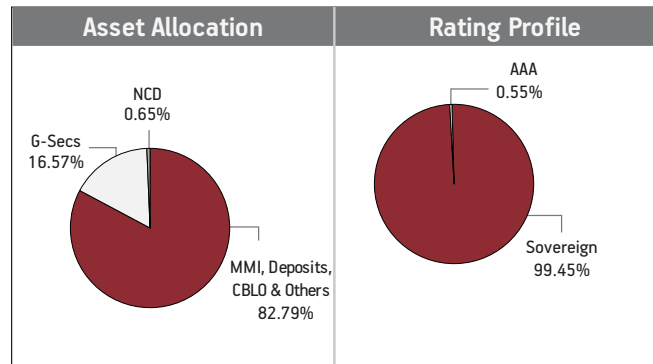
STRATEGY: To dynamically manage the allocation between equities and fixed income instruments, while using derivatives when necessary and for hedging purposes only. The equity investment strategy will revolve around building and actively managing a well-diversified equity portfolio of value & growth driven fundamentally strong blue-chip companies by following a research-focused investment approach. On the fixed income side, investments will be made in government securities, high rated corporate bonds and money market instruments.

NAV as on 28th February 2022: ₹ 22.1143

Asset held as on 28th February 2022: ₹ 11.57 Cr

FUND MANAGER: Mr. Sameer Mistry (Head - Equity), Ms. Richa Sharma (Debt)

SECURITIES	Holding
Government Securities	16.57%
364 Days TBILL (MD 16/02/2023)	16.57%
CORPORATE DEBT	0.65%
8.49% NTPC Ltd Bonus NCD Part Redemption MD (25/03/2025) (FV)	0.65%
MMI, Deposits, CBLO & Others	82.79%

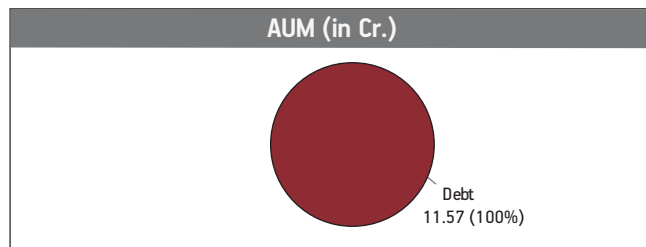
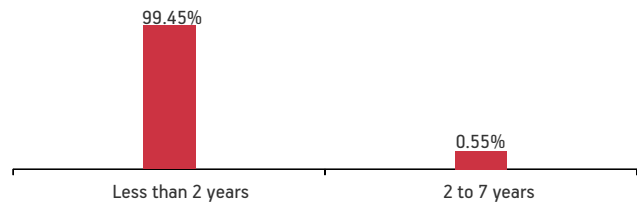


Maturity (in years) 0.16

Yield to Maturity 3.47%

Modified Duration 0.01

Maturity Profile



Fund Update:

MMI has decreased to 82.79% from 99.41% on a MOM basis.

Foresight single pay fund continues to be predominantly invested in large cap stocks and highest rated fixed income instruments.

About The Fund

Date of Inception: 22-Feb-11

OBJECTIVE: To optimise the participation in an actively managed well-diversified equity portfolio of fundamentally strong blue chip companies while using debt instruments and derivatives to lock-in capital appreciations. The use of derivatives will be for hedging purposes only and as approved by the IRDA.

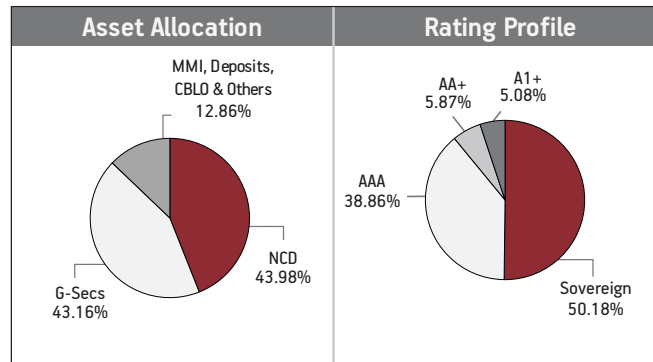
STRATEGY: To dynamically manage the allocation between equities and fixed income instruments, while using derivatives when necessary and for hedging purposes only. The equity investment strategy will revolve around building and actively managing a well-diversified equity portfolio of value & growth driven fundamentally strong blue-chip companies by following a research-focused investment approach. On the fixed income side, investments will be made in government securities, high rated corporate bonds and money market instruments.

NAV as on 28th February 2022: ₹ 19.4764

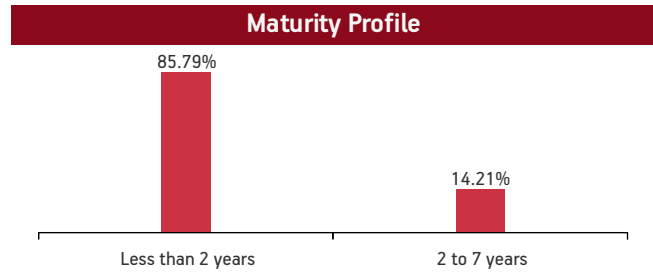
Asset held as on 28th February 2022: ₹ 755.90 Cr

FUND MANAGER: Mr. Sameer Mistry (Head - Equity), Ms. Richa Sharma (Debt)

SECURITIES	Holding
GOVERNMENT SECURITIES	43.16%
8.15% GOI 2022 (MD 11/06/2022)	7.09%
8.35% GOI 2022 (M/D. 14.05.2022)	6.81%
8.51% State Development -Maharashtra 2026 (MD 09/03/2026)	3.59%
5.09% GOI (MD 13/04/2022)	2.65%
6.65% Fertiliser GOI Bond 2023 (MD 29/01/2023)	1.75%
0% Strips GOI 2061 (MD 22/08/2022)	1.32%
364 Days TBILL (MD 25/08/2022)	1.30%
0% Strips GOI 2033 (MD 10/05/2022)	1.08%
0% Strips GOI 2033 (MD 10/11/2022)	1.06%
0% Strips GOI 2033 (MD 10/05/2023)	1.03%
Other Government Securities	15.49%
CORPORATE DEBT	43.98%
6.60% Rural Electrification Corpn. Ltd. NCD (MD 21/03/2022)	4.64%
6.98% NABARD NCD Sr 20G (MD 19/09/2022)	3.34%
9.75% Larsen & Toubro Ltd NCD (MD 11/04/2022) Stepup Forrati	3.33%
7.00% HDFC Ltd NCD (MD 19/05/22) Series X-004	2.79%
7.89% Can Fin Homes Ltd. NCD MD (18/05/2022) Series 6	2.61%
9.02% Rural Electrification Corpn. Ltd. NCD (MD 19/11/2022)	1.63%
9.15% Export Import Bank Of India NCD (MD 05/09/2022)	1.45%
9.30% L And T Infra Debt Fund NCD Opt:2 (MD 26/06/2024)	1.43%
9.15% Axis Bank NCD (MD 31/12/2022)	1.37%
9.30% LIC Housing Finance Ltd NCD (MD 14/09/2022)	1.35%
Other Corporate Debt	20.04%
MMI, Deposits, CBLO & Others	12.86%



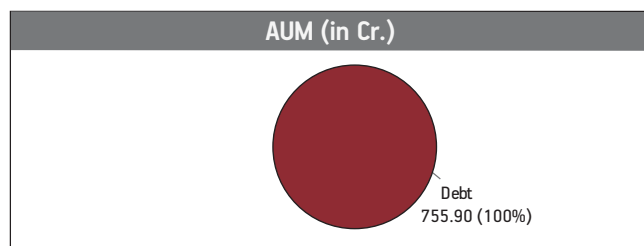
Maturity (in years)	0.84
Yield to Maturity	4.48%
Modified Duration	0.64



Fund Update:

Exposure to G-secs has decreased to 43.16% from 45.86% and MMI has decreased to 12.86% from 14.89% on a MOM basis.

Foresight 5 pay fund continues to be predominantly invested in large cap stocks and highest rated fixed income instruments.



About The Fund

Date of Inception: 16-Dec-09

OBJECTIVE: To optimize the participation in an actively managed well-diversified equity portfolio of fundamentally strong blue chip companies which using debt instruments and derivatives to ensure capital protection after five years. The use of derivatives will be for hedging purposes only and as approved by the IRDA.


STRATEGY: To dynamically manage the allocation between equities and fixed income instruments, while using derivatives when necessary and for hedging purposes only. The equity investment strategy will revolve around building and actively managing a well-diversified equity portfolio of value & growth driven fundamentally strong blue-chip companies by following a research-focused investment approach. On the fixed income side, investments will be made in government securities, high rated corporate bonds and money market instruments.

NAV as on 28th February 2022: ₹ 21.2933

Asset held as on 28th February 2022: ₹ 0.00 Cr

FUND MANAGER: Mr. Sameer Mistry (Head - Equity), Ms. Richa Sharma (Debt)

SECURITIES	Holding
MMI, Deposits, CBLO & Others	100.00%



Fund Update:

Exposure to MMI has remains constant to 100.00% on a MOM basis.

Titanium I fund continues to be predominantly invested in large cap stocks and highest rated fixed income instruments.

About The Fund

Date of Inception: 12-Mar-03

OBJECTIVE: The objective of this Investment Fund Option is to generate consistent returns through active management of fixed income portfolio and focus on creating long-term equity portfolio, which will enhance yield of composite portfolio with minimum risk.

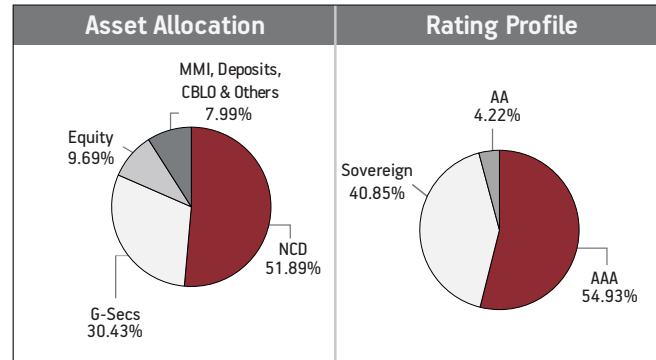
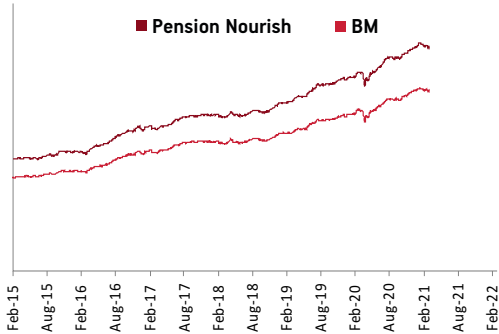
STRATEGY: To invest in fixed income securities with marginal exposure to equity up to 10% at low level of risk. This product is suitable for those who want to preserve their capital and earn steady return on investment through higher exposure to debt securities.

NAV as on 28th February 2022: ₹ 46.1711

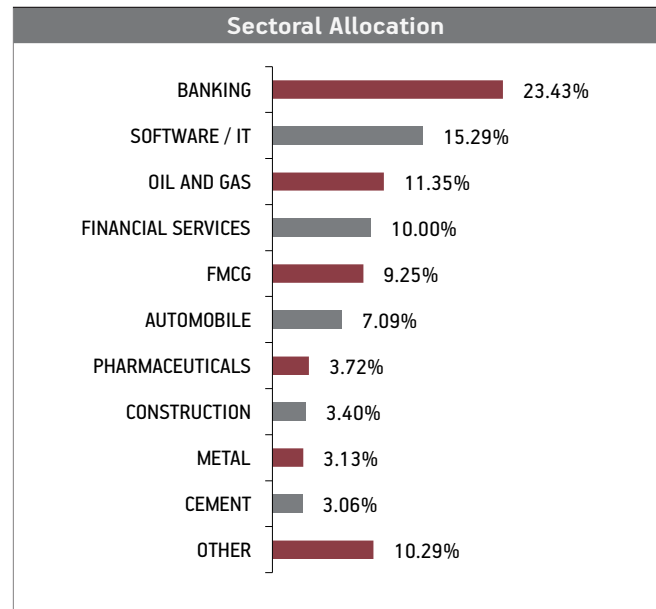
BENCHMARK: BSE 100, Crisil Composite Bond Fund Index & Crisil Liquid Fund Index

Asset held as on 28th February 2022: ₹ 8.13 Cr

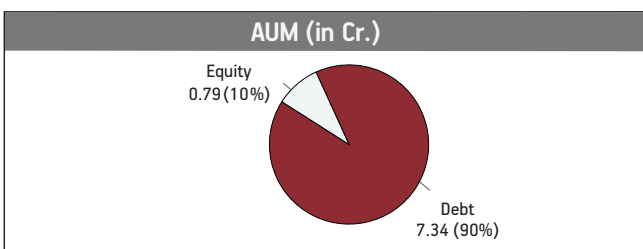
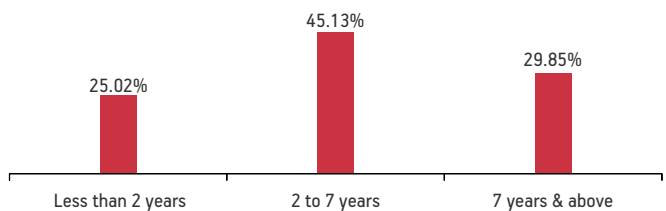
FUND MANAGER: Mr. Bhaumik Bhatia (Equity), Ms. Richa Sharma (Debt)



SECURITIES	Holding
GOVERNMENT SECURITIES	30.43%
7.26% GOI (MD 14/01/2029)	8.90%
8.28% GOI 2027 (MD 21/09/2027)	8.03%
6.19% GOI 2034 (MD 16/09/2034)	4.61%
6.67% GOI 2035 (MD 15/12/2035)	3.58%
8.30% GOI 2040 (MD 02/07/2040)	2.77%
7.59% GOI 2026 (MD 11/01/2026)	2.53%
CORPORATE DEBT	51.89%
5.75% Sundaram Finance Ltd. NCD (MD 07/05/2024)	8.69%
7.13% LIC Housing Finance Ltd NCD (MD 28/11/2031)	8.66%
8.00% Reliance Jio Infocomm Limited NCD (MD 16/04/2023)	6.34%
5.27% NABARD NCD Sr 22B (MD 23/07/2024)	4.87%
8.22% NABARD GOI NCD Pmayg-Pb-2 (MD 13/12/2028)	3.99%
8.30% IRFC NCD (MD 25/03/2029)	3.99%
10.70% IRFC NCD (MD 11/09/2023)	3.99%
7.85% Indian Hotels Co Ltd (MD 15/04/2022) S-1	3.70%
7.68% Power Finance Corporation Ltd (MD 15/07/2030) Sr 201	2.59%
7.44% Power Finance Corpn. Ltd. NCD (MD 11/06/2027)	2.56%
Other Corporate Debt	2.52%
EQUITY	9.69%
Reliance Industries Limited	0.91%
Infosys Limited	0.78%
HDFC Bank Limited	0.74%
ICICI Bank Limited	0.67%
Housing Development Finance Corporation	0.45%
Tata Consultancy Services Limited	0.39%
Kotak Mahindra Bank Limited	0.32%
Larsen And Toubro Limited	0.29%
Hindustan Unilever Limited	0.27%
State Bank Of India	0.26%
Other Equity	4.61%
MMI, Deposits, CBLO & Others	7.99%



Maturity (in years)	5.64
Yield to Maturity	5.97%
Modified Duration	4.01
Maturity Profile	



Fund Update:
 Exposure to equities has slightly increased to 9.69% from 9.44% and MMI has decreased to 7.99% from 9.01% on a MOM basis.
 Pension nourish fund continues to be predominantly invested in highest rated fixed income instruments.

About The Fund

Date of Inception: 18-Mar-03

OBJECTIVE: This Investment Fund Option helps you grow your capital through enhanced returns over a medium to long term period through investments in equity and debt instruments, thereby providing a good balance between risk and return. This Investment Fund Option is suitable for those who want to earn a higher return on investment through balanced exposure to equity and debt securities.

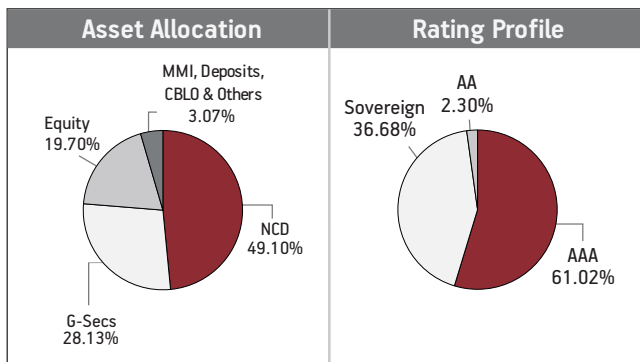
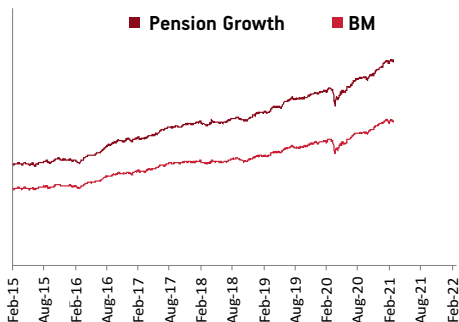
STRATEGY: To earn capital appreciation by maintaining diversified equity portfolio and seek to earn regular return on the fixed income portfolio by active management resulting in wealth creation for policyholders.

NAV as on 28th February 2022: ₹ 61.6866

BENCHMARK: BSE 100, Crisil Composite Bond Fund Index & Crisil Liquid Fund Index

Asset held as on 28th February 2022: ₹ 22.55 Cr

FUND MANAGER: Mr. Bhaumik Bhatia (Equity), Ms. Richa Sharma (Debt)



SECURITIES	Holding
GOVERNMENT SECURITIES	28.13%

7.18% State Development Loan-Maharashtra2022 (MD 28/06/2029)	11.20%
7.59% GOI 2029 (MD 20/03/2029)	10.46%
5.15% GOI 2025 (MD 09/11/2025)	4.34%
8.17% GOI 2044 (MD 01/12/2044)	1.25%
6.01% GOI 2028 (MD 25/03/2028)	0.89%

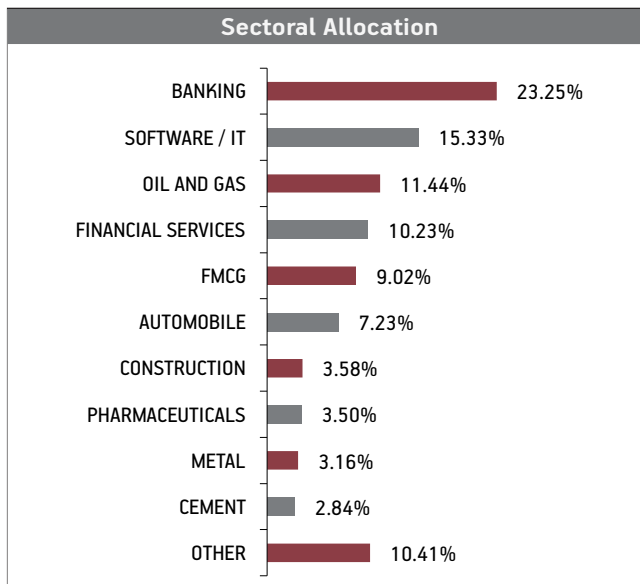
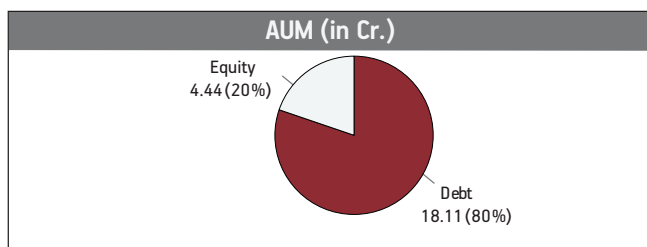
CORPORATE DEBT	49.10%
----------------	--------

7.99% LIC Housing Finance Ltd.NCD (MD 12/07/2029) [Put120721]	8.50%
8.375% Exim Bank MD 24/07/2025 (Sr. S 02-2025)	8.13%
8.39% Power Finance Corpn. Ltd. NCD (MD 19/04/2025)	7.14%
7.40% HDFC Ltd NCD (MD 28/02/2030)	6.38%
7.52% NHPC Ltd NCD Sr-V2 Strrp A (MD 06/06/2023)	6.37%
5.27% NABARD NCD Sr 22B (MD 23/07/2024)	5.26%
8.23% Rural Electrification Corpn. Ltd. NCD (MD 23/01/2025)	2.83%
7.85% Indian Hotels Co Ltd (MD 15/04/2022) S-1	1.78%
8.51% NABARD NCD (MD 19/12/2033) Series Ltif 3C	1.48%
9.70% L And T Infra Debt Fund Ltd NCD (MD 10/06/2024) Option	1.21%

EQUITY	19.70%
--------	--------

Reliance Industries Limited	1.86%
Infosys Limited	1.59%
HDFC Bank Limited	1.46%
ICICI Bank Limited	1.36%
Housing Development Finance Corporation	0.94%
Tata Consultancy Services Limited	0.79%
Kotak Mahindra Bank Limited	0.64%
Larsen And Toubro Limited	0.61%
State Bank Of India	0.53%
Hindustan Unilever Limited	0.52%
Other Equity	9.40%

MMI, Deposits, CBLO & Others	3.07%
------------------------------	-------

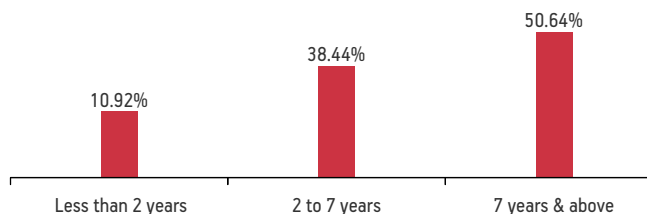


Maturity (in years)	5.40
----------------------------	-------------

Yield to Maturity	6.24%
--------------------------	--------------

Modified Duration	4.03
--------------------------	-------------

Maturity Profile	
------------------	--



Fund Update:

Exposure to equities has slightly increased to 19.70% from 19.19% and MMI has decreased to 3.07% from 4.52% on a MOM basis.

Pension growth fund continues to be predominantly invested in highest rated fixed income instruments.

Refer annexure for complete portfolio details.

About The Fund

Date of Inception: 12-Mar-03

OBJECTIVE: This Investment Fund Option helps build your capital and generate better returns at moderate level of risk, over a medium or long-term period through a proper balance of investment in equity and debt.

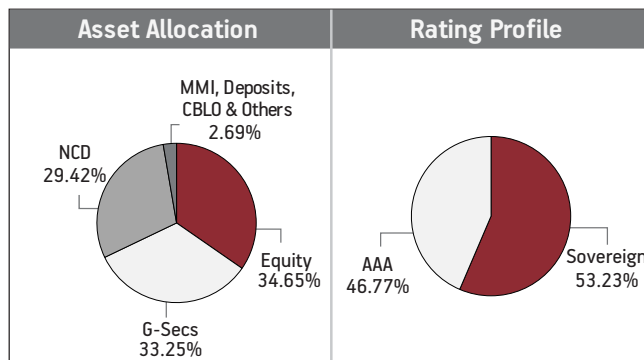
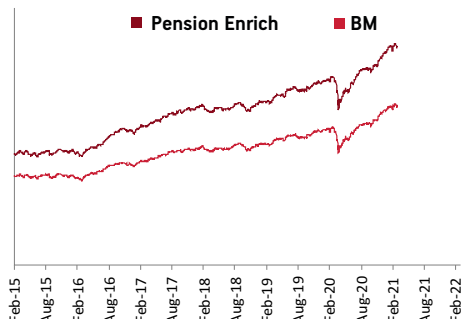
STRATEGY: To generate better return with moderate level of risk through active management of fixed income portfolio and focus on creating a long-term equity portfolio, which will enhance yield of the composite portfolio with low level of risk.

NAV as on 28th February 2022: ₹ 75.1228

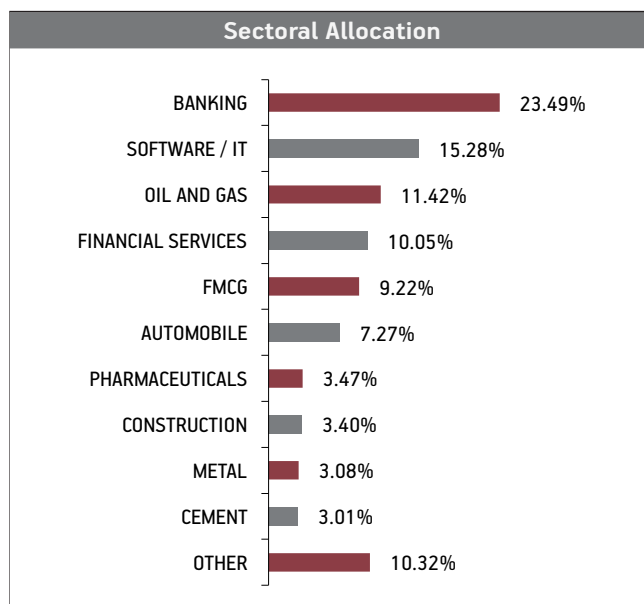
BENCHMARK: BSE 100, Crisil Composite Bond Fund Index & Crisil Liquid Fund Index

Asset held as on 28th February 2022: ₹ 125.85 Cr

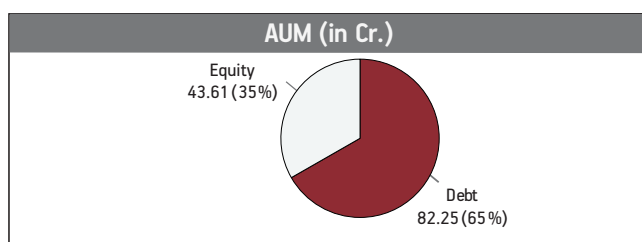
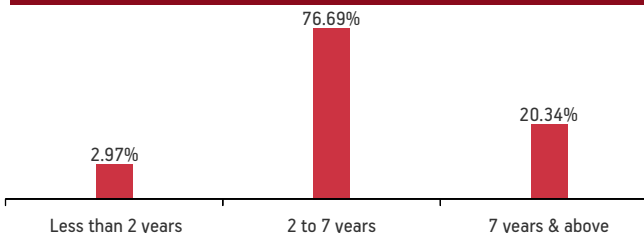
FUND MANAGER: Mr. Bhaumik Bhatia (Equity), Ms. Richa Sharma (Debt)



SECURITIES	Holding
GOVERNMENT SECURITIES	33.25%
8.28% GOI 2027 (MD 21/09/2027)	10.82%
5.63% GOI 2026 (MD 12/04/2026)	7.85%
7.59% GOI 2026 (MD 11/01/2026)	5.04%
6.67% GOI 2035 (MD 15/12/2035)	3.08%
6.19% GOI 2034 (MD 16/09/2034)	2.98%
8.60% GOI 2028 (MD 02/06/2028)	1.75%
9.15% GOI 2024 (MD 14/11/2024)	1.73%
CORPORATE DEBT	29.42%
9.25% Power Grid Corporation Ltd NCD (MD 09/03/2027)	8.96%
5.27% NABARD NCD Sr 22B (MD 23/07/2024)	5.50%
8.12% Export Import Bank Of India NCD (MD 25/04/2031) Sr-T02	4.08%
8.51% NABARD NCD (MD 19/12/2033) Series Ltif 3C	1.77%
9.37% Power Finance Corporation Ltd NCD (MD 19/08/2024)	1.72%
8.05% NTPC Ltd NCD (MD 05/05/2026)-Series 60	1.69%
9.02% Rural Electrification Corpn. Ltd. NCD (MD 19/11/2022)	0.98%
8.55% HDFC Ltd NCD (MD 27/03/2029)	0.88%
8.49% L And T Infra Debt Fund Ltd NCD (MD 28/01/2025)	0.85%
8.25% Indian Railway Fin Corp NCD (MD 28/02/2024)	0.84%
Other Corporate Debt	2.14%
EQUITY	34.65%
Reliance Industries Limited	3.30%
Infosys Limited	2.80%
HDFC Bank Limited	2.69%
ICICI Bank Limited	2.41%
Housing Development Finance Corporation	1.68%
Tata Consultancy Services Limited	1.39%
Kotak Mahindra Bank Limited	1.09%
Larsen And Toubro Limited	1.02%
Hindustan Unilever Limited	0.95%
State Bank Of India	0.94%
Other Equity	16.37%
MMI, Deposits, CBLO & Others	2.69%



Maturity (in years)	5.57
Yield to Maturity	6.19%
Modified Duration	4.12
Maturity Profile	



Fund Update:
 Exposure to equities has increased to 34.65% from 33.44% and MMI has slightly decreased to 2.69% from 2.77% on a MOM basis.
 Pension enrich fund continues to be predominantly invested in large cap stocks and highest rated fixed income instruments.

Refer annexure for complete portfolio details.

About The Fund

Date of Inception: 01-Jan-14

OBJECTIVE: The objective of the fund is to invest in a portfolio of money market instruments and Government Securities in order to generate superior returns within the prudent guidelines prescribed by IRDA from time to time.

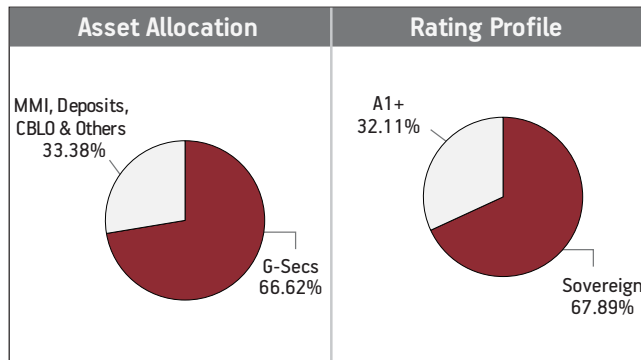
STRATEGY: To keep the returns less volatile, the fund will invest in shorter tenor instruments with minimal credit and interest rate risk. The fund will invest in high quality money market instruments and Government securities.

NAV as on 28th February 2022: ₹ 15.4681

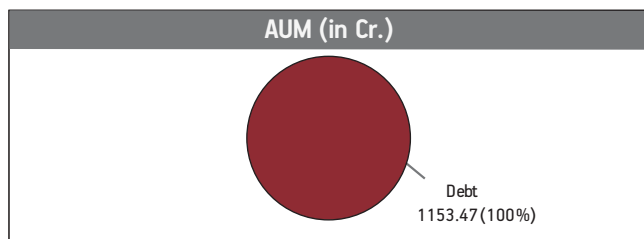
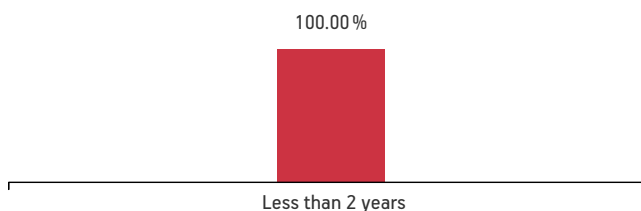
Asset held as on 28th February 2022: ₹ 1153.47 Cr

FUND MANAGER: Ms. Richa Sharma

SECURITIES	Holding
GOVERNMENT SECURITIES	66.62%
6.84% GOI 2022 (MD 19/12/2022)	10.86%
7.37% GOI 2023 (MD 16/04/2023)	6.69%
8.13% GOI (MD 21/09/2022)	6.63%
364 Days TBILL (MD 10/11/2022)	4.64%
7.16% GOI 2023 (MD 20/05/2023)	4.46%
8.08% GOI (MD 02/08/2022)	4.41%
3.96% GOI 2022 (MD 09/11/2022)	4.32%
4.26% GOI 2023 (MD 17/05/2023)	4.32%
364 Days TBILL (MD 19/01/2023)	3.34%
8.35% GOI 2022 (M/D. 14.05.2022)	2.19%
Other Government Securities	14.76%
MMI, Deposits, CBLO & Others	33.38%



Maturity (in years)	0.71
Yield to Maturity	4.40%
Modified Duration	0.38
Maturity Profile	



About The Fund

Date of Inception: 01-Jan-14

OBJECTIVE: The objective of the fund is to invest in a portfolio of money market instruments and Government Securities in order to generate superior returns within the prudent guidelines prescribed by IRDA from time to time.

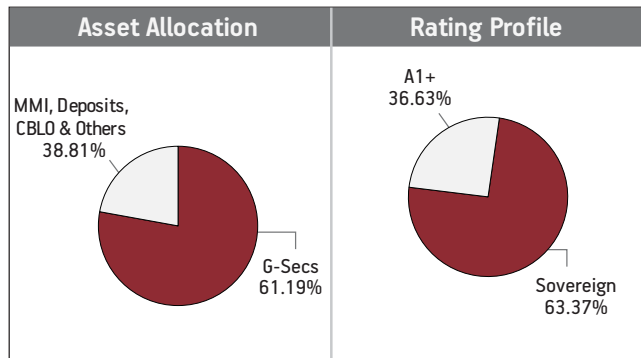
STRATEGY: To keep the returns less volatile, the fund will invest in shorter tenor instruments with minimal credit and interest rate risk. The fund will invest in high quality money market instruments and Government securities.

NAV as on 28th February 2022: ₹ 15.4225

Asset held as on 28th February 2022: ₹ 80.18 Cr

FUND MANAGER: Ms. Richa Sharma

SECURITIES	Holding
GOVERNMENT SECURITIES	61.19%
6.84% GOI 2022 (MD 19/12/2022)	34.31%
8.35% GOI 2022 (M/D. 14.05.2022)	6.29%
364 Days TBILL (MD 05/01/2023)	6.02%
364 Days TBILL (MD 19/01/2023)	6.00%
364 Days TBILL (MD 10/11/2022)	4.85%
364 Days TBILL (MD 13/05/2022)	3.71%
MMI, Deposits, CBLO & Others	38.81%

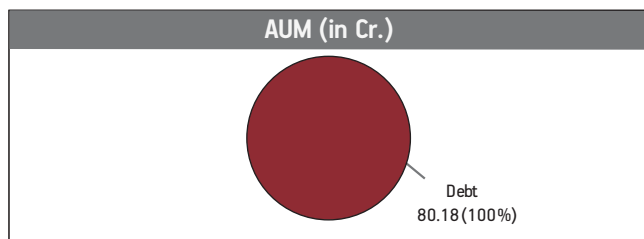
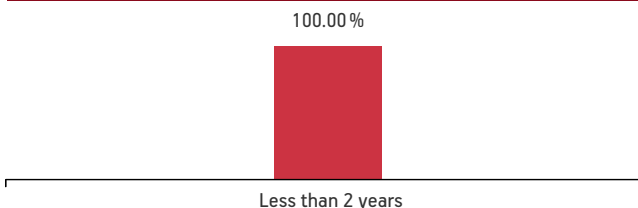


Maturity (in years) 0.66

Yield to Maturity 4.31%

Modified Duration 0.27

Maturity Profile



Liquid Plus Fund	
Government Securities	15.86
364 Days TBill (MD 16/02/2023)	4.32
364 Days TBill (MD 05/01/2023)	3.62
364 Days TBill (MD 12/01/2023)	2.71
364 Days TBill (MD 26/01/2023)	1.81
8.90% Tamilnadu SDL 2022 (MD 20/09/2022)	1.52
9.13% Gujarat SDL 2022 (MD 09/05/2022)	1.14
8.92% Tamilnadu SDL 2022 (MD 05/09/2022)	0.74
Corporate Debt	55.18
7.17% Reliance Industries Ltd NCD Ppd Series-D (MD 08/11/2022)	7.43
8.02% Larsen & Toubro Ltd NCD (MD 22/05/2022)	7.19
2% Tata Steel Ltd NCD (MD 23/04/2022)	6.92
6.70% NABARD NCD SR 20H (MD 11/11/2022)	6.65
5.05% Indian Oil Corpn. Ltd. NCD (MD 25/11/2022)	4.70
7.42% LIC Housing Finance Ltd NCD (MD 15/07/2022)	3.79
9.60% Hindalco Industries Ltd. NCD (MD 02/08/2022)	1.91
7.35% Power Finance Corpn. Ltd PFC-BS-170-A (MD 22/11/2022)	1.91
8.50% NHPC Ltd NCD SR-T STRRP D (MD 14/07/2022)	1.90
7.09% Rural Electrification Corpn. Ltd. NCD (MD 17/10/2022)	1.90
9.30% Steel Authority Of India (MD 25/05/2022)	1.90
7.89% Can Fin Homes Ltd. NCD MD (18/05/2022) Series 6	1.89
8.00% Britannia Bonus NCD (MD 28/08/2022)	1.89
7.85% Indian Hotels Co Ltd (MD 15/04/2022) S-1	1.58
7.09% Rural Electrification Corpn. Ltd. NCD (MD 13/12/2022)	0.95
9.15% Export Import Bank Of India NCD (MD 05/09/2022)	0.77
8.05% HDFC Ltd NCD (MD 20/06/2022)	0.76
5.48% Cholamandalam Invnt And Fin Co Ltd NCD (MD 30/12/2022)	0.75
7.00% HDFC Ltd NCD (MD 19/05/22) Series X-004	0.38
MMI, Deposits, CBLO & Others	28.96
TREPS-02 Mar 2022	6.23
Federal Bank Ltd CD (MD 13/05/2022)	5.59
Small Industries Development Bank Of India CD (MD 15/02/23)	5.38
Kotak Mahindra Investments Ltd CP (MD 18/01/2023)	3.60
Kotak Mahindra Prime Ltd CP (MD 07/11/2022)	3.27
Dabur India Limited CP (MD 24/08/2022)	2.58
NABARD Cd (MD 18/01/2023)	2.17
Cholamandalam Invnt And Finance CP (MD 14/03/2022)	1.88
Kotak Mahindra Bank Cd (MD 18/10/2022)	0.55
Cash & Cash Equivalent	-2.28
Assure Fund	
Government Securities	17.65
4.56% GOI 2023 (MD 29/11/2023)	7.60
5.22% GOI (MD 15/06/2025)	6.04
6.84% GOI 2022 (MD 19/12/2022)	1.55
8.20% Oil Mkt Co GOI Bond 2024 (MD 15/09/2024)	0.98
9.23% State Development -Gujrat 2022 (MD 30/03/2022)	0.57
9.95% Food Corporation Of India NCD (MD 07/03/2022)	0.55
9.14% State Development -Andhra Pradesh 2022 (MD 25/04/2022)	0.36
Corporate Debt	68.40
5.27% NABARD NCD SR 22B (MD 23/07/2024)	6.64
6.43% Godrej Industries Ltd. NCD MD (26/04/24) (Step Up)	6.18
5.40% HDFC Ltd. NCD MD (11/08/2023)	6.11
6.59% Rashtriya Chem. & Fertilizers Ltd. NCD (MD 31/01/2025)	4.92
8.30% Rural Electrification Corpn. Ltd. NCD (MD 10/04/2025)	4.90
6.70% Can Fin Homes Ltd. NCD MD (25/02/2025)	4.67
5.70% Kotak Mahindra Prime Ltd NCD (MD 19/07/2024)	4.57
5.08% HDB Financial Services Ltd NCD (MD 28/11/2023) Sr-160	4.56
8.98% Power Finance Corpn Ltd NCD (MD 08/10/24) Put (08/10/1)	3.28
5.70% Bajaj Housing Finance Ltd NCD (MD 10/06/2024)	3.07
5.01% Sundaram Finance Ltd. NCD (MD 22/05/2023)	3.04
6.40% NABARD NCD (MD 31/07/2023)	1.86
8.02% BPCL Ltd NCD (MD 11/03/2024)	1.77

8.85% Axis Bank NCD (MD 05/12/2024)	1.64
8.50% NHPC Ltd NCD SR-T STRRP E (MD 14/07/2023)	1.59
7.05% Embassy-Reit NCD MD (18/10/2026) [Call-18/04/26]	1.58
9.30% Steel Authority Of India (MD 25/05/2022)	1.54
8.60% ONGC Petro Additions Limited NCD (MD 11/03/2022)	1.53
8.25% Indian Railway Fin Corp NCD (MD 28/02/2024)	1.29
7.79% LIC Housing Finance Ltd NCD (MD 18/10/2024)	0.96
7.75% Sundaram Home Finance Ltd NCD Series 315 13/02/2023	0.94
8.85% Power Grid Corpn. Of India Ltd. NCD (MD 19/10/2022)	0.94
10.70% IRFC NCD (MD 11/09/2023)	0.49
7.38% Cholamandalam Invnt And Fin Co Ltd NCD (MD 31/07/2024)	0.31
8.00% Britannia Bonus NCD (MD 28/08/2022)	0.002
MMI, Deposits, CBLO & Others	13.95
TREPS-02 Mar 2022	9.40
6.35% DCB FD QTR Comp (MD 25/04/2022) (F.V. 2.5Cr)	2.29
Cash & Cash Equivalent	2.26
Income Advantage Fund	
Government Securities	44.37
6.67% GOI 2035 (MD 15/12/2035)	12.69
5.15% GOI 2025 (MD 09/11/2025)	11.15
5.63% GOI 2026 (MD 12/04/2026)	8.43
7.27% GOI (MD 08/04/2026)	2.97
7.26% GOI (MD 14/01/2029)	2.94
6.64% GOI 2035 (MD 16/06/2035)	2.40
6.99% GOI 2051 (MD 15/12/2051)	2.24
8.18% State Development Loan-Tamilnadu 2028 (MD 19/12/2028)	0.86
7.32% GOI 2024 (MD 28/01/2024)	0.22
8.28% GOI 2027 (MD 21/09/2027)	0.19
8.19% Karnataka SDL (23/01/2029)	0.17
7.63% GOI 2059 (MD 17/06/2059)	0.11
Corporate Debt	49.57
5.55% Kotak Mahindra Prime Ltd NCD (MD 20/05/2024)	4.57
8.05% NTPC Ltd NCD (MD 05/05/2026)-Series 60	4.49
7.79% LIC Housing Finance Ltd NCD (MD 18/10/2024)	2.98
6.35% HDB Financial Services Ltd NCD (MD 11/09/2026)	2.86
5.72% Axis Finance Limited (MD 21/06/24)	2.85
5.40% Kotak Mahindra Prime Ltd NCD (MD 20/09/2024)	2.82
8.65% Power Finance Corpn. Ltd. NCD (MD 28/12/2024)	2.44
7.58% Godrej Industries Ltd. NCD MD (28/09/28) (Step Up)	2.32
8.39% Power Finance Corpn. Ltd. NCD (MD 19/04/2025)	2.26
8.83% ONGC Petro Additions Limited NCD (MD 10/03/2025)	1.85
7.65% Axis Bank NCD (MD 30/01/2027)	1.80
7.60% Grasim Industries Ltd. NCD (MD 04/06/2024)	1.79
9.25% Reliance Jio Infocomm Limited NCD (MD 16/06/2024)	1.48
9.05% Reliance Industries Ltd NCD (MD 17/10/2028)	1.34
7.40% LIC Housing Finance Ltd NCD (MD 06/09/2024)	1.18
7.05% Embassy-Reit NCD MD (18/10/2026) [Call-18/04/26]	1.18
7.38% Cholamandalam Invnt And Fin Co Ltd NCD (MD 31/07/2024)	1.17
6.80% Embassy-Reit NCD MD (07/09/2026) [Call-07/03/26]	1.17
10.90% AU Small Finance Bank Limited NCD (MD 30/05/2025)	1.02
9.05 HDFC Ltd. NCD Series U-001 (MD 16/10/2028)	0.77
Aditya Birla Fashion & Retail Ltd ZCB S-6 (MD 11/11/2022)	0.63
8.55% LIC Housing Finance Ltd. NCD (MD 14/08/2025)	0.62
8.40% IRFC NCD (MD 08/01/2029)	0.62
8.35% IRFC NCD (MD 13/03/2029)	0.62
8.44% HDFC Ltd. NCD MD (01/06/2026) Put 01/12/2017 SR P - 15	0.615
8.30% Rural Electrification Corpn. Ltd. NCD (MD 10/04/2025)	0.61
8.12% Export Import Bank Of India NCD (MD 25/04/2031) Sr-T02	0.61
6.48% Sundaram Finance Ltd. NCD (MD 15/05/2026)	0.57
7.05% Power Finance Corpn. Ltd. NCD (MD 09/08/2030) SR-205 A	0.57
9.75% U.P. Power Corp Series D (MD 20/10/22)	0.43
8.20% Power Finance Corpn. Ltd. NCD (MD 10/03/2025)	0.36

9.37% Power Finance Corporation Ltd NCD (MD 19/08/2024)	0.25
8.85% Axis Bank NCD (MD 05/12/2024)	0.25
9.25% LIC Housing Finance Ltd NCD (MD 12/11/2022)	0.23
8.55% HDFC Ltd NCD (MD 27/03/2029)	0.13
8.25% Rural Electrification Co.Ltd GOI Serviced (MD 26/03/2030)	0.12
MMI, Deposits, CBLO & Others	6.07
TREPS-02 Mar 2022	2.62
6.35% DCB FD QTR Comp (MD 25/04/2022) (F.V. 2.5Cr)	0.85
Cash & Cash Equivalent	2.59
Income Advantage Guaranteed	
Government Securities	33.92
7.40% GOI 2035 (MD 09/09/2035)	8.80
7.59% GOI 2029 (MD 20/03/2029)	8.49
7.57% GOI (MD 17/06/2033)	4.48
6.67% GOI 2035 (MD 15/12/2035)	4.14
5.15% GOI 2025 (MD 09/11/2025)	3.34
8.60% GOI 2028 (MD 02/06/2028)	1.88
8.18% State Development Loan-Tamilnadu 2028 (MD 19/12/2028)	1.83
8.30% GOI 2040 (MD 02/07/2040)	0.96
Corporate Debt	52.54
6.59% Rashtriya Chem. & Fertilizers Ltd. NCD (MD 31/01/2025)	7.73
10.90% AU Small Finance Bank Limited NCD (MD 30/05/2025)	4.79
8.51% NABARD NCD (MD 19/12/2033) Series LATIF 3C	4.76
5.27% NABARD NCD Sr 22B (MD 23/07/2024)	3.71
8.14% Nuclear Power Corpn Of India Ltd (MD 25/03/2026) SR-X	3.66
6.67% HDFC Life Insurance Co Ltd Call(29/07/25) MD(29/07/30)	3.33
2% Tata Steel Ltd NCD (MD 23/04/2022)	3.14
Aditya Birla Fashion & Retail Ltd ZCB S-6 (MD 11/11/2022)	2.63
7.68% Power Finance Corporation Ltd (MD 15/07/2030) Sr 201	2.52
8.50% NHPC Ltd NCD SR-T STRRP L (MD 14/07/2030)	2.35
9.25% Power Grid Corporation Ltd NCD (MD 09/03/2027)	1.92
8.20% Power Finance Corpn. Ltd. NCD (MD 10/03/2025)	1.82
8.14% Nuclear Power Corpn Of India Ltd (MD 25/03/2027) SR-XX	1.38
9.25% Reliance Jio Infocomm Limited NCD (MD 16/06/2024)	0.92
8.85% Axis Bank NCD (MD 05/12/2024)	0.92
8.49% L And T Infra Debt Fund Ltd NCD (MD 28/01/2025)	0.91
8.84% Power Finance Corporation Ltd NCD (MD 04/03/2023)	0.88
7.34% Power Finance Corpn. Ltd. NCD (MD 29/09/2035)	0.86
9.475% Aditya Birla Finance Ltd NCD G-8 (MD 18/03/2022)	0.86
9.23% LIC Housing Finance Ltd NCD (MD 13/12/2022)	0.62
10.10% Power Grid Corporation NCD (12/06/2022)	0.54
8.30% Rural Electrification Crp LtdNCD GOI S-VIII MD 25/03/202	0.46
10.70% IRFC NCD (MD 11/09/2023)	0.46
7.93% Power Grid Corporation NCD (MD 20/05/2028) [L]	0.46
8.70% Power Grid Corporation NCD (MD 15/07/2023) [B]	0.45
7.60% Axis Bank Ltd NCD (MD 20/10/2023)	0.44
MMI, Deposits, CBLO & Others	13.55
TREPS-02 Mar 2022	11.08
Cash & Cash Equivalent	2.46
Protector Fund	
Government Securities	32.34
5.22% GOI (MD 15/06/2025)	12.58
6.67% GOI 2035 (MD 15/12/2035)	4.99
7.88% GOI 2030 (MD 19/03/2030)	4.53
6.45% GOI 2029 (MD 07/10/2029)	4.19
6.99% GOI 2051 (MD 15/12/2051)	2.78
8.60% GOI 2028 (MD 02/06/2028)	1.56
7.63% GOI 2059 (MD 17/06/2059)	1.20
8.32% GOI (MD 02/08/2032)	0.53
Corporate Debt	54.43
7.49% NHAJ NCD MD (01/08/2029)	7.33

5.65% Bajaj Finance Limited NCD (MD 10/05/2024)	6.54
7.40% Rural Electrification Corp. Ltd. NCD (MD 26/11/2024)	6.47
7.79% LIC Housing Finance Ltd NCD (MD 18/10/2024)	5.92
6.48% Sundaram Finance Ltd. NCD (MD 15/05/2026)	5.71
5.70% Kotak Mahindra Prime Ltd NCD (MD 19/07/2024)	4.23
8.05% HDFC NCD (MD 22/10/2029)-W003 SR	3.03
9.25% Power Grid Corporation Ltd NCD (MD 09/03/2027)	1.59
8.45% HDFC Ltd. NCD MD (18/05/2026) (Series P - 012)	1.53
8.85% Axis Bank NCD (MD 05/12/2024)	1.52
7.60% Grasim Industries Ltd. NCD (MD 04/06/2024)	1.48
8.88% Export Import Bank Of India NCD (MD 18/10/2022)	1.45
5.40% HDFC Ltd. NCD MD (11/08/2023)	1.41
7.60% Axis Bank Ltd NCD (MD 20/10/2023)	1.32
7.58% Godrej Industries Ltd. NCD MD (28/09/28) (Step Up)	0.86
7.20% Power Finance Corp. Ltd. NCD (MD 10/08/2035)	0.70
9.25% LIC Housing Finance Ltd NCD (MD 12/11/2022)	0.58
9.45% Power Finance Corp NCD (01/09/2026) Series 77 B	0.48
9.39% Power Finance Corporation Ltd NCD (MD 27/08/2024)	0.46
8.98% Power Finance Corp Ltd NCD (MD 08/10/24) Put (08/10/1)	0.46
8.70% Power Finance Corporation Ltd. NCD (MD 14/05/2025)	0.31
8.30% Rural Electrification Corp. Ltd. NCD (MD 10/04/2025)	0.30
8.02% BPCL Ltd NCD (MD 11/03/2024)	0.30
8.40% Power Grid Corporation NCD (MD 27/05/2030) [L]	0.25
8.95% Power Finance Corp.Ltd.NCD 64.III(A&B)(MD 30/03/2025)	0.22
Equity	9.34
Reliance Industries Limited	0.95
HDFC Bank Limited	0.73
Infosys Limited	0.73
ICICI Bank Limited	0.63
Housing Development Finance Corporation	0.49
Tata Consultancy Services Limited	0.44
Kotak Mahindra Bank Limited	0.28
Axis Bank Limited	0.26
Larsen And Toubro Limited	0.25
Bajaj Finance Limited	0.24
State Bank Of India	0.23
Hindustan Unilever Limited	0.23
ITC Limited	0.20
Bharti Airtel Limited	0.19
Tata Steel Limited	0.17
Asian Paints Limited	0.14
Maruti Suzuki India Limited	0.13
HCL Technologies Limited	0.13
Bajaj Finserv Limited	0.12
Sun Pharmaceuticals Industries Limited	0.11
Titan Company Limited	0.10
Ultratech Cement Limited	0.10
Hindalco Industries Limited	0.10
Wipro Limited	0.10
Tata Motors Limited	0.09
Power Grid Corporation Of India Limited	0.09
Mahindra And Mahindra Limited	0.09
Nestle India Limited	0.08
Tech Mahindra Limited	0.08
NTPC Limited	0.07
Avenue Supermarts Limited	0.07
Dr Reddy Laboratories	0.07
Oil And Natural Gas Corporation Limited	0.07
SBI Life Insurance Company Limited	0.07
Divis Laboratories Limited	0.07
Cipla Limited FV 2	0.06
Tata Consumer Products Ltd	0.06
Adani Ports And Special Economic Zone Limited	0.06
Apollo Hospitals Enterprise Limited	0.05
Eicher Motors Limited	0.05
Tata Power Company Limited	0.05
Bharat Petroleum Corporation Limited	0.05
Britannia Industries Limited	0.05
Bajaj Auto Limited	0.05
Shree Cement Limited	0.05
IndusInd Bank Limited	0.05
GAIL (India) Limited	0.05
UPL Limited	0.05
Max Financial Services Limited	0.05

Dabur India Limited	0.04
Bharat Forge Limited FV 2	0.04
HDFC Standard Life Insurance Company Limited	0.04
Hero Motocorp Limited	0.04
Supriya Lifescience Limited	0.04
Info Edge (India) Ltd	0.04
Marico Limited	0.04
Havells India Limited	0.04
Crompton Greaves Consumer Electricals Limited	0.04
Volta Limited	0.03
Cholamandalam Investment And Finance Company Limited	0.03
PI Industries Limited	0.03
Jubilant Foodworks Limited	0.03
Ashok Leyland Limited FV 1	0.03
ACC Limited	0.03
Bharat Electronics Limited	0.03
Indian Oil Corporation Limited	0.03
Piramal Enterprises Limited	0.03
Zee Entertainment Enterprises Limited	0.03
Page Industries Limited	0.02
Container Corporation Of India Limited	0.02
MRFLimited	0.02
Indraprastha Gas Limited	0.02
MMI, Deposits, CBLO & Others	3.90
TREPS-02 Mar 2022	1.27
Cash & Cash Equivalent	2.63

Builder Fund

Government Securities	40.17
5.22% GOI (MD 15/06/2025)	7.11
8.28% GOI 2027 (MD 21/09/2027)	6.36
6.97% GOI 2026 (MD 06/09/2026)	5.19
6.19% GOI 2034 (MD 16/09/2034)	5.05
7.88% GOI 2030 (MD 19/03/2030)	3.84
6.45% GOI 2029 (MD 07/10/2029)	3.55
6.67% GOI 2035 (MD 15/12/2035)	3.49
8.24% GOI (MD 15/02/2027)	3.12
8.30% GOI 2040 (MD 02/07/2040)	1.41
8.08% GOI (MD 02/08/2022)	1.06

Corporate Debt

Corporate Debt	34.98
5.70% Kotak Mahindra Prime Ltd NCD (MD 19/07/2024)	7.18
7.10% NABARD GOI Fully Serviced NCD (MD 08/02/2030)	5.46
9.25% Power Grid Corporation Ltd NCD (MD 09/03/2027)	3.24
9.475% Aditya Birla Finance Ltd NCD G-8 (MD 18/03/2022)	2.88
8.85% Axis Bank NCD (MD 05/12/2024)	1.93
8.12% Export Import Bank Of India NCD (MD 25/04/2031) Sr-T02	1.92
8.29% MTNL NCD (MD 28/11/2024) Series Iv-D 2014	1.91
8.50% NHPC Ltd NCD SR-T STRRP D (MD 14/07/2022)	1.82
8.45% HDFC Ltd. NCD MD (18/05/2026) (Series P - 012)	1.55
7.79% LIC Housing Finance Ltd NCD (MD 18/10/2024)	1.13
9.39% Power Finance Corporation Ltd NCD (MD 27/08/2029)	1.03
7.79% Rec Limited NCD 2030 (MD 21/05/2030)	0.91
8.30% Rural Electrification Corp. Ltd. NCD (MD 10/04/2025)	0.77
8.02% BPCL Ltd NCD (MD 11/03/2024)	0.76
9.45% Power Finance Corp NCD (01/09/2026) Series 77 B	0.73
9.39% Power Finance Corporation Ltd NCD (MD 27/08/2024)	0.58
9.05% Reliance Industries Ltd NCD (MD 17/10/2028)	0.41
8.49% L And T Infra Debt Fund Ltd NCD (MD 28/01/2025)	0.38
8.85% Power Grid Corp. Of India Ltd. NCD (MD 19/10/2022)	0.37
5.50% Britannia Bonus NCD (MD 03/06/2024)	0.001

Equity

Equity	18.76
Reliance Industries Limited	1.89
Infosys Limited	1.50
HDFC Bank Limited	1.44
ICICI Bank Limited	1.26
Housing Development Finance Corporation	0.99
Tata Consultancy Services Limited	0.87
Kotak Mahindra Bank Limited	0.58
Axis Bank Limited	0.53
State Bank Of India	0.51
Larsen And Toubro Limited	0.50

Bajaj Finance Limited	0.48
Hindustan Unilever Limited	0.47
ITC Limited	0.42
Bharti Airtel Limited	0.38
Tata Steel Limited	0.32
HCL Technologies Limited	0.31
Maruti Suzuki India Limited	0.29
Asian Paints Limited	0.27
Bajaj Finserv Limited	0.25
Sun Pharmaceuticals Industries Limited	0.24
Hindalco Industries Limited	0.21
Titan Company Limited	0.20
Ultratech Cement Limited	0.19
Wipro Limited	0.19
Tata Motors Limited	0.17
Power Grid Corporation Of India Limited	0.17
Mahindra And Mahindra Limited	0.16
Tech Mahindra Limited	0.15
Nestle India Limited	0.15
Cipla Limited FV 2	0.14
Avenue Supermarts Limited	0.14
Divis Laboratories Limited	0.14
NTPC Limited	0.14
Adani Ports And Special Economic Zone Limited	0.13
SBI Life Insurance Company Limited	0.13
Dr Reddy Laboratories	0.12
Page Industries Limited	0.12
Tata Consumer Products Ltd	0.11
Bharat Forge Limited FV 2	0.11
Tata Power Company Limited	0.11
Shree Cement Limited	0.11
UPL Limited	0.10
Dabur India Limited	0.10
Eicher Motors Limited	0.10
Britannia Industries Limited	0.10
Bharat Petroleum Corporation Limited	0.10
Honeywell Automation India Ltd	0.10
Muthoot Finance Limited	0.09
IndusInd Bank Limited	0.09
ACC Limited	0.09
Max Financial Services Limited	0.09
Emami Limited	0.09
GAIL (India) Limited	0.09
PI Industries Limited	0.08
Supriya Lifescience Limited	0.07
Oil And Natural Gas Corporation Limited	0.07
Crompton Greaves Consumer Electricals Limited	0.07
Marico Limited	0.07
Volta Limited	0.07
Cholamandalam Investment And Finance Company Ltd	0.06
Ashok Leyland Limited FV 1	0.06
Jubilant Foodworks Limited	0.06
Bharat Electronics Limited	0.05
Bajaj Auto Limited	0.05
United Breweries Limited	0.05
Zee Entertainment Enterprises Limited	0.05
MTAR Technologies	0.05
MRFLimited	0.05
HDFC Standard Life Insurance Company Limited	0.04
Container Corporation Of India Limited	0.04
Indraprastha Gas Limited	0.03

MMI, Deposits, CBLO & Others

MMI, Deposits, CBLO & Others	6.08
TREPS-02 Mar 2022	1.94
Kotak Mahindra Prime Ltd CP (MD 07/11/2022)	1.74
Cash & Cash Equivalent	2.39

Balancer Fund

Government Securities	26.06
6.67% GOI 2035 (MD 15/12/2035)	17.50
5.15% GOI 2025 (MD 09/11/2025)	7.52
8.28% GOI (MD 15/02/2032)	1.05

Corporate Debt

Corporate Debt	44.95
5.75% Sundaram Finance Ltd. NCD (MD 07/05/2024)	8.52
7.40% Rural Electrification Corp. Ltd. NCD (MD 26/11/2024)	7.98
5.65% Bajaj Finance Limited NCD (MD 10/05/2024)	7.73
8.51% NABARD NCD (MD 19/12/2033) Series LATIF 3C	5.99
7.99% LIC Housing Finance Ltd.NCD (MD 12/07/2029) [Put120721]	4.50

8.25% Indian Railway Fin Corp NCD (MD 28/02/2024)	4.05
7.13% LIC Housing Finance Ltd NCD (MD 28/11/2031)	3.09
7.85% Indian Hotels Co Ltd (MD 15/04/2022) S-1	3.08
5.50% Britannia Bonus NCD (MD 03/06/2024)	0.001
Equity	24.85
Reliance Industries Limited	2.33
HDFC Bank Limited	1.92
Infosys Limited	1.85
ICICI Bank Limited	1.58
Housing Development Finance Corporation	1.31
Tata Consultancy Services Limited	1.12
Kotak Mahindra Bank Limited	0.76
Larsen And Toubro Limited	0.70
Bajaj Finance Limited	0.67
Axis Bank Limited	0.63
Hindustan Unilever Limited	0.63
State Bank Of India	0.61
ITC Limited	0.59
Bharti Airtel Limited	0.49
Asian Paints Limited	0.41
HCL Technologies Limited	0.38
Tata Steel Limited	0.37
Maruti Suzuki India Limited	0.35
Bajaj Finserv Limited	0.34
Titan Company Limited	0.32
Hindalco Industries Limited	0.32
Sun Pharmaceuticals Industries Limited	0.31
Ultratech Cement Limited	0.30
Wipro Limited	0.28
Tech Mahindra Limited	0.28
Tata Motors Limited	0.28
Mahindra And Mahindra Limited	0.27
Power Grid Corporation Of India Limited	0.24
Nestle India Limited	0.20
NTPC Limited	0.20
Oil And Natural Gas Corporation Limited	0.20
Tata Consumer Products Ltd	0.19
Dr Reddy Laboratories	0.19
Avenue Supermarts Limited	0.18
Divis Laboratories Limited	0.18
Cipla Limited FV 2	0.17
Apollo Hospitals Enterprise Limited	0.17
Britannia Industries Limited	0.16
Adani Ports And Special Economic Zone Limited	0.16
Tata Power Company Limited	0.15
UPL Limited	0.15
Dabur India Limited	0.14
SBI Life Insurance Company Limited	0.14
Bharat Forge Limited FV 2	0.14
Eicher Motors Limited	0.14
IndusInd Bank Limited	0.14
GAIL (India) Limited	0.12
Max Financial Services Limited	0.12
Info Edge (India) Ltd	0.12
Bharat Petroleum Corporation Limited	0.11
Crompton Greaves Consumer Electricals Limited	0.11
Supriya Lifescience Limited	0.10
Volta Limited	0.10
Cholamandalam Investment And Finance Company Limited	0.10
Ashok Leyland Limited FV 1	0.09
Shree Cement Limited	0.09
Marico Limited	0.09
Indian Oil Corporation Limited	0.09
Havells India Limited	0.09
Bharat Electronics Limited	0.09
PI Industries Limited	0.09
Bajaj Auto Limited	0.08
Page Industries Limited	0.08
Zee Entertainment Enterprises Limited	0.08
Hero Motocorp Limited	0.08
MRF Limited	0.08
ACC Limited	0.07
Piramal Enterprises Limited	0.07
Jubilant Foodworks Limited	0.07
Indraprastha Gas Limited	0.06
Container Corporation Of India Limited	0.04
MMI, Deposits, CBLO & Others	4.14

TREPS-02 Mar 2022	2.32
Cash & Cash Equivalent	1.82
Enhancer Fund	
Government Securities	32.29
8.60% GOI 2028 (MD 02/06/2028)	2.41
5.15% GOI 2025 (MD 09/11/2025)	2.25
8.24% GOI (MD 15/02/2027)	1.84
9.23% GOI 2043 (MD 23/12/2043)	1.60
7.32% GOI 2024 (MD 28/01/2024)	1.60
6.67% GOI 2035 (MD 15/12/2035)	1.49
7.88% GOI 2030 (MD 19/03/2030)	1.39
7.40% GOI 2035 (MD 09/09/2035)	1.36
6.97% GOI 2026 (MD 06/09/2026)	1.32
8.33% GOI 2036 (07/06/2036)	1.27
5.63% GOI 2026 (MD 12/04/2026)	1.14
7.17% GOI 2028 (MD 08/01/2028)	1.11
6.22% GOI 2035 (MD 16/03/2035)	1.09
6.84% GOI 2022 (MD 19/12/2022)	1.02
7.50% GOI 2034 (10.08.2034)	0.91
5.22% GOI (MD 15/06/2025)	0.83
7.59% GOI 2026 (MD 11/01/2026)	0.73
8.33% GOI 2026 (MD 09/07/2026)	0.67
8.28% GOI 2027 (MD 21/09/2027)	0.65
6.79% GOI 2029 (MD 26/12/2029)	0.62
7.57% GOI (MD 17/06/2033)	0.56
7.73% GOI 2034 (MD 19/12/2034)	0.45
8.20% GOI 2025 (MD 24/09/2025)	0.41
8.22% State Development -Punjab SPL 2026 (MD 30/03/2026)	0.41
7.06% GOI 2046 (MD 10/10/2046)	0.40
7.27% GOI (MD 08/04/2026)	0.40
6.99% GOI 2051 (MD 15/12/2051)	0.38
7.69% GOI 2043 (MD 17/06/2043)	0.32
8.32% GOI (MD 02/08/2032)	0.30
6.19% GOI 2034 (MD 16/09/2034)	0.22
8.97% GOI 2030 (MD 05/12/2030)	0.17
8.43% State Development Loan-Tn2028 (MD 07/03/2028)	0.17
8.35% State Development -Gujrat 2029 (MD 06/03/2029)	0.17
7% Fertilizer Co SPL GOI 2022 (MD 10/12/2022)	0.16
6.18% GOI (MD 04/11/2024)	0.16
8.20% GOI Oil SPL Bond 2023 (MD - 10/11/2023)	0.12
9.63% State Development -Maharashtra 2024 (MD 12/02/2024)	0.12
8.17% GOI 2044 (MD 01/12/2044)	0.12
8.24% GOI 2033 (MD 10/11/2033)	0.12
0% STRIPS GOI 2033(MD 10/05/2025)	0.11
0% STRIPS GOI 2033(MD 10/11/2025)	0.10
0% STRIPS GOI 2033(MD 10/05/2026)	0.10
0% STRIPS GOI 2036(MD 07/06/2025)	0.10
0% STRIPS GOI 2033(MD 10/11/2026)	0.10
0% STRIPS GOI 2036(MD 07/06/2026)	0.09
0% STRIPS GOI 2036(MD 07/06/2027)	0.08
8.91% State Development -Andhra Pradesh 2022 (MD 21/11/2022)	0.08
8.85% State Development Loan-Maharashtra2022 (MD 03/10/2022)	0.08
0% STRIPS GOI 2036(MD 07/06/2028)	0.08
7.26% GOI (MD 14/01/2029)	0.07
8.83% GOI 2023 (MD 25/11/2023)	0.07
10.18% GOI 2026 (M/D. 11.09.2026)	0.06
0% STRIPS GOI 2061(MD 22/08/2025)	0.06
0% STRIPS GOI 2061(MD 22/02/2026)	0.06

0% STRIPS GOI 2061(MD 22/08/2030)	0.06
8.30% Fertilizer Co GOI (MD 07/12/2023)	0.05
0% STRIPS GOI 2061(MD 22/02/2029)	0.05
6.64% GOI 2035 (MD 16/06/2035)	0.05
0% STRIPS GOI 2033(MD 10/05/2027)	0.05
0% STRIPS GOI 2033(MD 10/11/2027)	0.04
0% STRIPS GOI 2033(MD 10/05/2028)	0.04
6.13% GOI 2028 (MD 04.06.2028)	0.03
8.35% GOI 2022 (M/D. 14.05.2022)	0.03
8.03% FCI SPL Bonds (MD 15/12/2024)	0.03
8.83% GOI 2041 (MD 12/12/2041)	0.03
7.18% State Development Loan-Maharashtra2022 (MD 28/06/2029)	0.02
8.26% GOI 2027 (MD - 02/08/2027)	0.02
7.62% GOI 2039 (MD 15/09/2039)	0.01
8.15% GOI FCI Sb Bonds (MD 16/10/2022)	0.01
6.30% GOI 2023 (MD 09/04/2023)	0.01
8.20% GOI Oil (MD 12/02/2024)	0.01
8.40% Oil Mkt Co GOI Bond 2026 (MD 29/03/2026)	0.01
7.63% GOI 2059 (MD 17/06/2059)	0.01
7.59% GOI 2029 (MD 20/03/2029)	0.01
7.95% GOI Fertilizers Co Spl Bonds (MD 18/02/2026)	0.002
8.23% FCI GOI Bond 2027 (MD 12/02/2027)	0.002
7.95% GOI 2032 (28.08.2032)	0.002
8.13% GOI (MD 21/09/2022)	0.002
8.00% Oil Mkt Co GOI Bond 2026	0.001
6.90% Oil Mkt Co GOI Bond 2026 (MD 04/02/2026)	0.001
6.01% GOI 2028 (MD 25/03/2028)	0.000
Corporate Debt	35.11
6.69% NTPC Ltd NCD (MD 13/09/2031)	1.50
7.30% Power Grid Corporation NCD (MD 19/06/2027)	1.19
5.27% NABARD NCD Sr 22B (MD 23/07/2024)	0.99
6.40% NABARD NCD (MD 31/07/2023)	0.84
8.90% SBI 10 Year Basel 3 Compliant Tier 2 SR 1(02/11/28)	0.81
5.75% Sundaram Finance Ltd. NCD (MD 07/05/2024)	0.78
5.53% NABARD NCD Sr 21H (MD 22/02/2024)	0.77
5.23% NABARD NCD Sr 22C (MD 31/01/2025)	0.76
8.30% Rec Limited NCD 2029 (MD 25/06/2029)	0.66
6.80% SBI 15 Year Basel 3 Tier 2 [Call 21/8/30] (21/08/2035)	0.66
8.30% Rural Electrification CrptdNCD GOI S-VIII MD 25/03/202	0.63
9.05% Reliance Industries Ltd NCD (MD 17/10/2028)	0.58
7.00% India Infradebt Ltd NCD (MD 12/11/2025)	0.58
9.475% Aditya Birla Finance Ltd NCD G-8 (MD 18/03/2022)	0.56
7.50% Apollo Tyres Limited Maturity 20Th Oct 2023	0.47
9.39% Power Finance Corporation Ltd NCD (MD 27/08/2029)	0.45
9.55% Hindalco Industries Ltd. NCD (MD 25/04/2022)	0.43
8.45% IRFC NCD (MD 04/12/2028)	0.42
7.5549% HDB Financial Services Ltd NCD (MD 20/01/2023)	0.42
8.98% Power Finance Corpn Ltd NCD (MD 08/10/24) Put 081016B	0.41
8.27% Rural Electrification Corpn. Ltd. NCD (MD 06/02/2025)	0.41
7.93% Power Finance Corpn. Ltd. NCD (MD 31/12/2029)	0.41
8.03% Power Finance Corporation Ltd NCD (MD 02/05/2026) (Put)	0.41
8.15% Tata Steel Ltd NCD (MD 01/10/2026)	0.41
7.40% Rural Electrification Corpn. Ltd. NCD (MD 26/11/2024)	0.41
7.60% Axis Bank Ltd NCD (MD 20/10/2023)	0.40
8.50% NABARD NCD SR 19F (MD 31/01/2023)	0.40
7.57% HDB Fin.Ser.Ltd NCD Sr2020A/1Fx-148 (MD 16/02/2023)Reis	0.39
6.45% Cholamandalam Invt And Fin Co Ltd NCD (MD 23/02/2024)	0.39
5.65% Bajaj Finance Limited NCD (MD 10/05/2024)	0.39
5.44% NABARD NCD SR 21F (MD 05/02/2024)	0.38
5.14% NABARD NCD SR 21D (MD 31/01/2024).	0.38

6.92% IRFC NCD (MD 31/08/2031)	0.38
5.67% Balkrishna Industries Limited (MD 27/04/2025)	0.38
6.44% HDFC Bank Ltd. Infra Bond NCD (MD 27/09/2028)	0.38
8.63% L&T Infra Debt Fund Ltd NCD (MD 07/01/2026)	0.33
Series	
9.05 HDFC Ltd. NCD Series U-001 (MD 16/10/2028)	0.33
8.57% Rural Electrification Corpn. Ltd. NCD (MD 21/12/2024)	0.33
7.75% LIC Housing Finance Ltd NCD (MD 23/11/2027)	0.33
Tr 353	
10.70% IRFC NCD (MD 11/09/2023)	0.29
8.25% Indian Railway Fin Corp NCD (MD 28/02/2024)	0.26
9.60% Hindalco Industries Ltd. NCD (MD 02/08/2022)	0.26
7.33% LIC Housing Finance Ltd NCD (MD 12/02/2025)	0.26
9.25% Reliance Jio Infocomm Limited NCD (MD 16/06/2024)	0.25
8.48% Power Finance Corpn. Ltd. NCD (09/12/2024)	0.25
Series 124	
9.25% LIC Housing Finance Ltd NCD (MD 01/01/2023)	0.24
8.00% Hindustan Petroleum Corp Ltd NCD (MD 25/04/2024)	0.24
8.89% LIC Housing Finance Ltd NCD (MD 25/04/2023)	0.24
7.60% ICICI Bank Ltd NCD (MD 07/10/2023)	0.24
8.25% Rural Electrification Co.Ltd GOI Serviced (MD 26/03/2030)	0.24
7.15% Bajaj Finance Limited NCD (MD 02/12/2031)	0.23
7.38% Cholamandalam Invnt And Fin Co Ltd NCD (MD 31/07/2024)	0.22
10.90% AU Small Finance Bank Limited NCD (MD 30/05/2025)	0.21
8.93% Power Grid Corporation Of India Ltd NCD (MD 20/10/2025)	0.19
9.15% ICICI Bank Ltd NCD (MD 31/12/2022)	0.19
7.09% Rural Electrification Corpn. Ltd. NCD (MD 13/12/2022)	0.18
8.82% Rural Electrification Corpn. Ltd. NCD (MD 12/04/2023)	0.18
8.30% Rural Electrification Corpn. Ltd. NCD (MD 10/04/2025)	0.17
8.70% Power Grid Corporation NCD (MD 15/07/2028) [C]	0.17
8.80% LIC Housing Finance Ltd NCD (MD 25/01/2029)	0.17
8.50% NHPC Ltd NCD SR-T STRRP J (MD 14/07/2028)	0.17
8.50% NHPC Ltd NCD SR-T STRRP K (MD 14/07/2029)	0.17
8.51% NABARD NCD (MD 19/12/2033) Series LATIF 3C	0.17
8.65% Power Finance Corpn. Ltd. NCD (MD 28/12/2024)	0.16
8.14% Nuclear Power Corpn Of India Ltd (MD 25/03/2026) Sr-X	0.16
8.32% Power Grid Corporation Of India Ltd NCD (MD 23/12/2025)	0.16
7.86% LIC Housing Finance Ltd. NCD (MD 17/05/2027)	0.16
8.23% Rural Electrification Corpn. Ltd. NCD (MD 23/01/2025)	0.16
7.20% Power Grid Corporation NCD (MD 09/08/2027)	0.16
7.44% Power Finance Corpn. Ltd. NCD (MD 11/06/2027)	0.16
8.02% BPCL Ltd NCD (MD 11/03/2024)	0.15
9.23% LIC Housing Finance Ltd NCD (MD 13/12/2022)	0.15
7.79% Power Finance Corpn. Ltd. NCD (MD 22/07/2030)	0.15
8.55% HDFC Ltd NCD (MD 27/03/2029)	0.13
8.14% Nuclear Power Corpn Of India Ltd (MD 25/03/2027) SR-XX	0.12
8.13% Power Grid Corporation NCD (MD 25/04/2026) [G]	0.12
8.13% Power Grid Corporation NCD (MD 25/04/2025) [F]	0.12
8.13% Power Grid Corporation NCD (MD 25/04/2024) [E]	0.12
8.13% Power Grid Corporation NCD (MD 25/04/2023) [D]	0.12
8.85% Axis Bank NCD (MD 05/12/2024)	0.12
8.83% Export Import Bank Of India NCD (MD 09/01/2023)	0.11
8.70% LIC Housing Finance NCD (MD 23/03/2029)	0.11
6.90% Rural Electrification Corpn.Ltd.NCD (MD 31/01/2031)204A	0.11
Aditya Birla Fashion & Retail Ltd ZCB S-6 (MD 11/11/2022)	0.10
8.49% L And T Infra Debt Fund Ltd NCD (MD 28/01/2025)	0.10
8.46% HDFC Ltd. NCD (MD 15/06/2026)Put 15/07/2017 Sr P - 16	0.10
9.75% Cholamandalam Invnt And Fin Co Ltd NCD (MD 23/08/2028)	0.09
9.15% Export Import Bank Of India NCD (MD 05/09/2022)	0.09
9.25% Power Grid Corporation Ltd NCD (MD 09/03/2027)	0.09
7.89% Can Fin Homes Ltd. NCD MD (18/05/2022) Series 6	0.09
9.50% GRUH Finance Ltd NCD (MD 30/10/28) F 016	0.09
8.12% Export Import Bank Of India NCD (MD 25/04/2031) SR-T02	0.09

8.85% Power Finance Corpn. Ltd. NCD (MD 25/05/2029)	0.09
8.67% Power Finance Corporation Ltd NCD Bs-179(MD18/11/2028)	0.08
8.55% Rural Electrification Corpn.Ltd.NCD (MD 09/08/2028)	0.08
8.54% NHPC Ltd NCD (MD 26/11/2029) (SR S2)	0.08
8.54% NHPC Ltd NCD (MD 26/11/2027) (SR S2)	0.08
8.54% NHPC Ltd NCD (MD 26/11/2028) (SR S2)	0.08
8.54% NHPC Ltd NCD (MD 26/11/2026) (SR S2)	0.08
8.40% Nuclear Power Corp Of India Ltd (B) (MD 28/11/2026) SE	0.08
9.70% HDB Fin.Ser.Ltd NCD T-li S-2014I/1/7Sub (MD 20/06/2024)	0.08
8.65% India Infradebt Ltd NCD (MD 21/03/2026) Series li	0.08
8.37% Rural Electrification Corpn. Ltd. NCD (MD 07/12/2028)	0.08
8.50% NHPC Ltd NCD SR-T STRRP H (MD 14/07/2026)	0.08
9.30% India Infradebt Ltd NCD (MD 19/06/2024) Series I	0.08
9.34% HDFC Ltd. NCD MD (28/08/2024)	0.08
8.15% Power Grid Corporation NCD (MD 09/03/2030).	0.08
8.54% NHPC Ltd NCD (MD 26/11/2025) (SR S2)	0.08
8.54% NHPC Ltd NCD (MD 26/11/2024) (SR S2)	0.08
7.93% Power Grid Corporation NCD (MD 20/05/2027) [K]	0.08
8.49% NHPC Ltd NCD (MD 26/11/2024) (SR S1)	0.08
8.15% Power Grid Corporation NCD (MD 09/03/2025)	0.08
8.60% Power Finance Corporation Ltd NCD (MD 07/08/2024)	0.08
7.93% Power Grid Corporation NCD (MD 20/05/2026) [J]	0.08
7.93% Power Grid Corporation NCD (MD 20/05/2025) [I]	0.08
9.20% Cholamandalam Invnt And Fin Co Ltd NCD (MD 09/11/2023)	0.08
7.93% Power Grid Corporation NCD (MD 20/05/2024) [H]	0.08
7.68% Power Finance Corporation Ltd (MD 15/07/2030) Sr 201	0.08
8.54% NHPC Ltd NCD (MD 26/11/2023) (SR S2)	0.08
8.49% NHPC Ltd NCD (MD 26/11/2023) (SR S1)	0.08
7.25% Nuclear Power Corpn Of India Ltd (MD 15/12/2027) SR-X	0.08
8.80% Power Grid Corporation Of India Ltd NCD (MD 13/03/2023)	0.08
8.54% Nuclear Power Corporation Of India Limited (MD 15/03/2)	0.08
8.85% NHPC Ltd NCD (MD 11/02/2023) (Sr R2)	0.08
9.15% Axis Bank NCD (MD 31/12/2022)	0.08
7.25% Nuclear Power Corpn Of India Ltd (MD 15/12/2029) SR-X	0.08
7.93% Power Grid Corporation NCD (MD 20/05/2023) [G]	0.08
7.25% Nuclear Power Corpn Of India Ltd (MD 15/12/2028) SR-X	0.08
7.41% Power Finance Corpn. Ltd. NCD (MD 25/02/2030)	0.08
8.54% NHPC Ltd NCD (MD 26/11/2022) (SR S2)	0.08
8.49% NHPC Ltd NCD (MD 26/11/2022) (SR S1)	0.08
7.25% HDFC Ltd NCD (MD 17/06/2030)	0.08
7.25% Nuclear Power Corpn Of India Ltd (MD 15/12/2031) SR-X	0.08
7.25% Nuclear Power Corpn Of India Ltd (MD 15/12/2030) SR-X	0.08
9.30% Power Grid Corpn. Of India Ltd. NCD (MD 28/06/2022)	0.08
9.55% Hindalco Industries Ltd. NCD (MD 27/06/2022)	0.08
7.85% Indian Hotels Co Ltd (MD 15/04/2022) S-1	0.08
8.32% Power Grid Corporation Of India Ltd NCD (MD 23/12/2030)	0.07
7.93% Power Grid Corporation NCD (MD 20/05/2028) [L]	0.07
8.50% LIC Housing Finance Ltd. NCD (MD 24/02/2025) Put Optio	0.07
7.53% Ultratech Cement Ltd NCD (MD 21/08/2026)	0.06
9.25% LIC Housing Finance Ltd NCD (MD 12/11/2022)	0.06
9.50 HDFC Ltd. NCD (MD 04/07/2022)	0.06
7.40% HDFC Ltd NCD (MD 28/02/2030)	0.06
8.94% Power Finance Corporation Ltd (MD 25/03/2028)	0.06
8.45% Bajaj Finance Limited Sub Tier II NCD (MD 29/09/2026)	0.05
7.75% Power Finance Corpn. Ltd. NCD (MD 11/06/2030)	0.05
8.40% Nuclear Power Corp Of India Ltd (E) (MD 28/11/2029) SE	0.05
9.35% Rural Electrification Corpn. Ltd. NCD (MD 15/06/2022)	0.05
9.47% Power Grid Corporation Ltd NCD (MD 31/03/2022)	0.05
8.50% NHPC Ltd NCD SR-T STRRP L (MD 14/07/2030)	0.04
8.13% Power Grid Corporation NCD (MD 25/04/2028) [I]	0.04
8.13% Power Grid Corporation NCD (MD 25/04/2027) [H]	0.04

8.13% Power Grid Corporation NCD (MD 25/04/2030) [K]	0.04
9.00 HDFC Ltd. NCD (MD 29/11/2028) Series U-005	0.04
8.13% Power Grid Corporation NCD (MD 25/04/2029) [J]	0.04
8.13% Power Grid Corporation NCD (MD 25/04/2031) [L]	0.04
7.52% NHPC Ltd NCD Sr-V2 Strrp E (MD 06/06/2027)	0.04
7.85% Power Finance Corpn. Ltd. NCDpfc-Bs-177 (MD 03/04/2028)	0.03
Power Finance Corporation Ltd Tx SR-19 Zcb (MD 30/12/2022)	0.03
7.75% Sundaram Home Finance Ltd NCD Series 315 13/02/2023	0.03
7.58% Godrej Industries Ltd. NCD MD (28/09/28) (Step Up)	0.03
7.34% Power Finance Corpn. Ltd. NCD (MD 29/09/2035)	0.03
8.93% Power Grid Corporation Of India Ltd NCD (MD 20/10/2028)	0.03
8.93% Power Grid Corporation Of India Ltd NCD (MD 20/10/2029)	0.03
8.93% Power Grid Corporation Of India Ltd NCD (MD 20/10/2027)	0.03
8.93% Power Grid Corporation Of India Ltd NCD (MD 20/10/2026)	0.03
8.93% Power Grid Corporation Of India Ltd NCD (MD 20/10/2024)	0.03
8.93% Power Grid Corporation Of India Ltd NCD (MD 20/10/2023)	0.02
8.84% Power Finance Corporation Ltd NCD (MD 04/03/2023)	0.02
8.93% Power Grid Corporation Of India Ltd NCD (MD 20/10/2022)	0.02
8.05% HDFC Ltd NCD (MD 20/06/2022)	0.02
9.24% LIC Housing Finance Ltd NCD (MD 30/09/2024)	0.02
9.37% Power Finance Corporation Ltd NCD (MD 19/08/2024)	0.02
8.98% Power Finance Corpn Ltd NCD (MD 08/10/24) Put (08/10/1)	0.02
7.79% Rec Limited NCD 2030 (MD 21/05/2030)	0.02
7.52% NHPC Ltd NCD SR-V2 STRRP A (MD 06/06/2023)	0.02
7.20% Power Finance Corpn. Ltd. NCD (MD 10/08/2035)	0.02
8.70% Power Finance Corporation Ltd. NCD (MD 14/05/2025)	0.005
8.49% NTPC Ltd Bonus NCD Part Redemption MD (25/03/2025) (FV)	0.002
8.40% Power Grid Corporation NCD (MD 27/05/2023) [E]	0.002
5.50% Britannia Bonus NCD (MD 03/06/2024)	0.001
Equity	28.78
Reliance Industries Limited	2.69
HDFC Bank Limited	2.31
Infosys Limited	2.18
ICICI Bank Limited	1.87
Housing Development Finance Corporation	1.51
Tata Consultancy Services Limited	1.25
Kotak Mahindra Bank Limited	0.83
Larsen And Toubro Limited	0.82
Hindustan Unilever Limited	0.75
Axis Bank Limited	0.71
State Bank Of India	0.65
Bajaj Finance Limited	0.64
ITC Limited	0.63
Bharti Airtel Limited	0.56
Asian Paints Limited	0.48
Ultratech Cement Limited	0.41
HCL Technologies Limited	0.41
Maruti Suzuki India Limited	0.38
Titan Company Limited	0.35
Tata Steel Limited	0.35
Sun Pharmaceuticals Industries Limited	0.33
Bajaj Finserv Limited	0.33
Hindalco Industries Limited	0.31
Tech Mahindra Limited	0.29
Mahindra And Mahindra Limited	0.29
Wipro Limited	0.28
Tata Motors Limited	0.28
NTPC Limited	0.27
Power Grid Corporation Of India Limited	0.26
Dr Reddy Laboratories	0.23
Avenue Supermarts Limited	0.23
Nestle India Limited	0.22
Cipla Limited FV 2	0.21
Divis Laboratories Limited	0.20
Oil And Natural Gas Corporation Limited	0.20

Adani Ports And Special Economic Zone Limited	0.19
IndusInd Bank Limited	0.19
HDFC Standard Life Insurance Company Limited	0.16
SBI Life Insurance Company Limited	0.16
JSW Steels Limited	0.15
Bajaj Auto Limited	0.15
Tata Consumer Products Ltd	0.15
Tata Power Company Limited	0.15
Britannia Industries Limited	0.14
Shree Cement Limited	0.14
Dabur India Limited	0.14
Eicher Motors Limited	0.13
GAIL (India) Limited	0.13
UPL Limited	0.13
Marico Limited	0.12
Hero Motocorp Limited	0.12
Bharat Petroleum Corporation Limited	0.12
Info Edge (India) Ltd	0.12
Indian Oil Corporation Limited	0.11
Crompton Greaves Consumer Electricals Limited	0.11
Godrej Consumer Products Limited	0.10
Voltas Limited	0.10
Zee Entertainment Enterprises Limited	0.10
Karur Vysya Bank Limited	0.10
Aditya Birla Capital Limited	0.10
ICICI Lombard General Insurance Company Limited	0.10
Bharat Electronics Limited	0.10
Page Industries Limited	0.09
Ambuja Cements Limited	0.09
Siemens Limited	0.08
Indraprastha Gas Limited	0.08
Piramal Enterprises Limited	0.08
Bharat Forge Limited FV 2	0.08
DLF Limited	0.08
Colgate Palmolive India Limited	0.08
Shriram Transport Finance Company Limited	0.08
Bharti Infratel Limited	0.08
ICICI Prudential Life Insurance Company Limited	0.07
Ashok Leyland Limited FV 1	0.07
Lupin Limited	0.07
PI Industries Limited	0.07
Hindustan Petroleum Corporation Limited FV 10	0.07
Container Corporation Of India Limited	0.07
Aurobindo Pharma Limited	0.07
Jubilant Foodworks Limited	0.06
MRF Limited	0.06
Petronet LNG Limited	0.05
Ujjivan Small Finance Bank Ltd	0.05
EPL Limited	0.05
6% Zee Entertainment Enterprises Ltd Cum Red Non Con Preference Share	0.01

MMI, Deposits, CBL0 & Others	3.82
TREPS-02 Mar 2022	2.02
Cash & Cash Equivalent	1.80

Creator Fund

Government Securities	18.56
5.15% GOI 2025 (MD 09/11/2025)	4.16
6.67% GOI 2035 (MD 15/12/2035)	4.08
7.69% GOI 2043 (MD 17/06/2043)	2.07
6.97% GOI 2026 (MD 06/09/2026)	1.90
7.88% GOI 2030 (MD 19/03/2030)	0.99
7.57% GOI (MD 17/06/2033)	0.97
0% STRIPS GOI 2040(MD 02/01/2026)	0.79
0% STRIPS GOI 2040(MD 02/07/2026)	0.77
0% STRIPS GOI 2040(MD 02/07/2029)	0.61
8.13% GOI (MD 21/09/2022)	0.61
0% STRIPS GOI 2040(MD 02/01/2027)	0.47
8.20% GOI 2025 (MD 24/09/2025)	0.40
8.30% GOI 2040 (MD 02/07/2040)	0.29
7.95% GOI 2032 (28.08.2032)	0.28
8.08% GOI (MD 02/08/2022)	0.18
Corporate Debt	28.18
5.50% Indian Oil Corp. Ltd. NCD (MD 20/10/2025)	5.08
8.05% NTPC Ltd NCD (MD 05/05/2026)-Series 60	4.13
7.79% LIC Housing Finance Ltd NCD (MD 18/10/2024)	2.71

6.90% Rural Electrification Corp.Ltd.NCD (MD 31/01/2031)204A	1.46
8.51% NABARD NCD (MD 19/12/2033) Series LATIF 3C	1.36
5.75% Sundaram Finance Ltd. NCD (MD 07/05/2024)	1.30
7.34% Power Finance Corp. Ltd. NCD (MD 29/09/2035)	1.30
9.475% Aditya Birla Finance Ltd NCD G-8 (MD 18/03/2022)	1.20
7.79% Power Finance Corp. Ltd. NCD (MD 22/07/2030)	1.17
8.02% BPCL Ltd NCD (MD 11/03/2024)	1.16
7.69% BPCL Ltd NCD (MD 16/01/2023)-2018-Series I	1.13
8.29% Mtnl NCD (MD 28/11/2024) Series IV-D 2014	0.98
7.85% Grasim Industries Ltd. NCD (MD 15/04/2024)	0.97
7.89% Can Fin Homes Ltd. NCD MD (18/05/2022) Series 6	0.93
6.67% HDFC Life Insurance Co Ltd Call(29/07/25) MD(29/07/30)	0.81
9.39% Power Finance Corporation Ltd NCD (MD 27/08/2024)	0.70
8.25% Indian Railway Fin Corp NCD (MD 28/02/2024)	0.58
9.39% Power Finance Corporation Ltd NCD (MD 27/08/2029)	0.53
7.99% LIC Housing Finance Ltd.NCD (MD 12/07/2029) [Put120221]	0.41
7.15% Bajaj Finance Limited NCD (MD 02/12/2031)	0.13
7.40% Rural Electrification Corp. Ltd. NCD (MD 26/11/2024)	0.10
7.40% HDFC Ltd NCD (MD 28/02/2030)	0.02
5.50% Britannia Bonus NCD (MD 03/06/2024)	0.001

Equity	48.13
Reliance Industries Limited	4.82
HDFC Bank Limited	3.79
Infosys Limited	3.69
ICICI Bank Limited	3.26
Housing Development Finance Corporation	2.52
Tata Consultancy Services Limited	2.21
Kotak Mahindra Bank Limited	1.44
Larsen And Toubro Limited	1.35
Axis Bank Limited	1.30
State Bank Of India	1.23
Hindustan Unilever Limited	1.22
Bajaj Finance Limited	1.21
ITC Limited	1.10
Bharti Airtel Limited	0.92
Tata Steel Limited	0.80
Asian Paints Limited	0.75
HCL Technologies Limited	0.71
Bajaj Finserv Limited	0.67
Maruti Suzuki India Limited	0.66
Sun Pharmaceuticals Industries Limited	0.64
Tata Motors Limited	0.52
Hindalco Industries Limited	0.50
Ultratech Cement Limited	0.49
Tech Mahindra Limited	0.49
Titan Company Limited	0.46
Wipro Limited	0.46
Nestle India Limited	0.45
Power Grid Corporation Of India Limited	0.43
Mahindra And Mahindra Limited	0.43
NTPC Limited	0.39
Avenue Supermarts Limited	0.36
Cipla Limited FV 2	0.35
Divis Laboratories Limited	0.35
Emami Limited	0.34
Cholamandalam Investment And Finance Company Limited	0.32
Dr Reddy Laboratories	0.32
Adani Ports And Special Economic Zone Limited	0.30
Page Industries Limited	0.30
SBI Life Insurance Company Limited	0.29
Tata Power Company Limited	0.29
Dabur India Limited	0.28
Tata Consumer Products Ltd	0.27
Bharat Forge Limited FV 2	0.26
Bajaj Auto Limited	0.26
Honeywell Automation India Ltd	0.25
Ashok Leyland Limited FV 1	0.25
Bharat Petroleum Corporation Limited	0.24
Muthoot Finance Limited	0.24
Biocon Limited	0.24

IndusInd Bank Limited	0.24
Eicher Motors Limited	0.23
Max Financial Services Limited	0.23
ACC Limited	0.23
UPL Limited	0.23
GAIL (India) Limited	0.22
PI Industries Limited	0.21
Bharat Electronics Limited	0.19
Shree Cement Limited	0.19
Supriya Lifescience Limited	0.19
Oil And Natural Gas Corporation Limited	0.18
Crompton Greaves Consumer Electricals Limited	0.17
MTAR Technologies	0.17
Voltas Limited	0.17
Indraprastha Gas Limited	0.16
Jubilant Foodworks Limited	0.15
Container Corporation Of India Limited	0.14
United Breweries Limited	0.13
Sona BLW Precision Forgings Limited	0.12
Zee Entertainment Enterprises Limited	0.09
HDFC Standard Life Insurance Company Limited	0.08

MMI, Deposits, CBL0 & Others	5.14
TREPS-02 Mar 2022	3.69
Cash & Cash Equivalent	1.45

Magnifier Fund

Government Securities	4.52
0% STRIPS GOI 2061 (MD 22/08/2023)	1.24
0% STRIPS GOI 2061 (MD 22/08/2022)	0.87
0% STRIPS GOI 2036 (MD 07/12/2022)	0.63
0% STRIPS GOI 2061 (MD 22/02/2030)	0.52
0% STRIPS GOI 2061 (MD 22/02/2024)	0.40
0% STRIPS GOI 2061 (MD 22/08/2024)	0.39
0% STRIPS GOI 2061 (MD 22/08/2026)	0.34
0% STRIPS GOI 2061 (MD 22/02/2027)	0.13
0% STRIPS GOI 2061 (MD 22/02/2025)	0.01

Corporate Debt	2.83
7.00% India Infradebt Ltd NCD (MD 12/11/2025)	2.24
7.00% HDFC Ltd NCD (MD 19/05/22) Series X-004	0.26
6.80% Hindustan Petroleum Corp Ltd NCD (MD 15/12/2022)	0.24
6.70% NABARD NCD SR 20H (MD 11/11/2022)	0.09

Equity	82.92
Reliance Industries Limited	8.19
Infosys Limited	7.21
HDFC Bank Limited	5.26
ICICI Bank Limited	5.08
Housing Development Finance Corporation	4.62
Tata Consultancy Services Limited	3.82
Larsen And Toubro Limited	2.63
Hindustan Unilever Limited	2.33
ITC Limited	2.31
Bajaj Finance Limited	2.12
Kotak Mahindra Bank Limited	1.82
Bharti Airtel Limited	1.70
State Bank Of India	1.69
Asian Paints Limited	1.50
Axis Bank Limited	1.46
HCL Technologies Limited	1.36
Ultratech Cement Limited	1.24
Maruti Suzuki India Limited	1.24
Titan Company Limited	1.16
Tata Steel Limited	1.12
Sun Pharmaceuticals Industries Limited	1.12
Hindalco Industries Limited	1.01
Tata Motors Limited	0.95
Mahindra And Mahindra Limited	0.95
Tech Mahindra Limited	0.93
Power Grid Corporation Of India Limited	0.85
Wipro Limited	0.83
Bajaj Auto Limited	0.79
NTPC Limited	0.75

Dr Reddy Laboratories	0.74
Bajaj Finserv Limited	0.71
Nestle India Limited	0.69
Cipla Limited FV 2	0.66
UPL Limited	0.63
Divis Laboratories Limited	0.60
Page Industries Limited	0.55
HDFC Standard Life Insurance Company Limited	0.54
DLF Limited	0.52
Tata Power Company Limited	0.49
Voltas Limited	0.48
Bharat Electronics Limited	0.48
Ashok Leyland Limited FV 1	0.48
United Breweries Limited	0.47
Trent Ltd	0.47
ABB India Limited	0.47
Tata Consumer Products Ltd	0.47
Bata India Limited	0.46
Bharat Forge Limited FV 2	0.45
SBI Life Insurance Company Limited	0.45
Honeywell Automation India Ltd	0.45
Tata Chemicals Limited	0.45
Britannia Industries Limited	0.45
Dabur India Limited	0.44
Biocon Limited	0.44
GAIL (India) Limited	0.44
Indian Hotels Co. Limited	0.42
Zee Entertainment Enterprises Limited	0.41
Bharat Petroleum Corporation Limited	0.40
Ambuja Cements Limited	0.39
Sona Blw Precision Forgings Limited	0.32
MTAR Technologies	0.31
Cholamandalam Investment And Finance Company Ltd	0.31
PI Industries Limited	0.29
Godrej Consumer Products Limited	0.28
Mahindra Logistics Limited	0.25
MMI, Deposits, CBLO & Others	9.73
ICICI Prudential Bank ETF	3.01
TREPS-02 Mar 2022	2.94
SBI-ETF Nifty Bank	2.72
Aditya Birla Sun Life Banking ETF	0.67
Cash & Cash Equivalent	0.39
Maximiser Fund	
Equity	89.61
Reliance Industries Limited	8.73
Infosys Limited	7.72
ICICI Bank Limited	5.11
HDFC Bank Limited	5.09
Housing Development Finance Corporation	4.97
Tata Consultancy Services Limited	3.71
Larsen And Toubro Limited	2.90
Hindustan Unilever Limited	2.72
ITC Limited	2.24
Bajaj Finance Limited	2.18
Bharti Airtel Limited	2.06
State Bank Of India	1.80
Kotak Mahindra Bank Limited	1.68
Asian Paints Limited	1.57
Ultratech Cement Limited	1.45
HCL Technologies Limited	1.39
Tata Steel Limited	1.31
Maruti Suzuki India Limited	1.30
Axis Bank Limited	1.28
Titan Company Limited	1.19
Sun Pharmaceuticals Industries Limited	1.12
Hindalco Industries Limited	1.08
Tata Motors Limited	1.06
Tech Mahindra Limited	1.01
Mahindra And Mahindra Limited	1.00
Wipro Limited	0.91
Power Grid Corporation Of India Limited	0.89
Cipla Limited FV 2	0.88
Dr Reddy Laboratories	0.83
Nestle India Limited	0.82
Bajaj Finserv Limited	0.81
NTPC Limited	0.80
Divis Laboratories Limited	0.70

Fine Organics Ltd	0.63
HDFC Standard Life Insurance Company Limited	0.59
Bharat Electronics Limited	0.57
Cummins India Limited FV 2	0.54
Dabur India Limited	0.54
Bajaj Auto Limited	0.52
Sona BLW Precision Forgings Limited	0.50
Indian Hotels Co. Limited	0.50
Tata Power Company Limited	0.49
Trent Ltd	0.49
MTAR Technologies	0.49
Tata Chemicals Limited	0.49
Biocon Limited	0.49
Honeywell Automation India Ltd	0.48
Voltas Limited	0.48
Mahindra Logistics Limited	0.48
Bharat Forge Limited FV 2	0.47
GAIL (India) Limited	0.46
Bharat Petroleum Corporation Limited	0.45
Zee Entertainment Enterprises Limited	0.45
UPL Limited	0.45
Oil And Natural Gas Corporation Limited	0.44
Eicher Motors Limited	0.44
Westlife Development Limited	0.41
Crompton Greaves Consumer Electricals Limited	0.41
Ambuja Cements Limited	0.40
Ashok Leyland Limited FV 1	0.39
GMM Pfaudler Limited	0.39
Shoppers Stop Limited	0.37
Shree Cement Limited	0.36
Cholamandalam Investment And Finance Company Limited	0.36
Krsnaa Diagnostics	0.36
PI Industries Limited	0.33
Page Industries Limited	0.30
EPL Limited	0.30
Container Corporation Of India Limited	0.28
DLF Limited	0.28
Shriram Transport Finance Company Limited	0.28
Jubilant Foodworks Limited	0.24
Indraprastha Gas Limited	0.23
GE Power India Limited	0.21
MMI, Deposits, CBLO & Others	10.39
ICICI Prudential Bank ETF	3.42
Nippon India ETF Bank Bees	3.09
SBI-ETF Nifty Bank	2.64
ICICI Prudential ETF It	0.52
TREPS-02 Mar 2022	0.40
Cash & Cash Equivalent	0.32

Maximiser Guaranteed Fund	
Equity	86.00
Reliance Industries Limited	8.73
Infosys Limited	7.72
ICICI Bank Limited	5.43
HDFC Bank Limited	5.26
Housing Development Finance Corporation	5.11
Tata Consultancy Services Limited	4.38
Larsen And Toubro Limited	3.36
Bajaj Finance Limited	2.84
Hindustan Unilever Limited	2.74
ITC Limited	2.23
HCL Technologies Limited	2.16
Bharti Airtel Limited	2.05
Sun Pharmaceuticals Industries Limited	2.02
State Bank Of India	1.86
Asian Paints Limited	1.73
Kotak Mahindra Bank Limited	1.70
Tata Steel Limited	1.59
Nestle India Limited	1.56
Hindalco Industries Limited	1.29
Maruti Suzuki India Limited	1.29
Tata Motors Limited	1.28
Power Grid Corporation Of India Limited	1.26
Axis Bank Limited	1.09
Cipla Limited FV 2	1.06
Titan Company Limited	1.03
Mahindra And Mahindra Limited	1.02
Ultratech Cement Limited	0.95
NTPC Limited	0.88

Dr Reddy Laboratories	0.82
Cummins India Limited FV 2	0.69
GMM Pfaudler Limited	0.61
Bharat Electronics Limited	0.59
Dabur India Limited	0.54
Oil And Natural Gas Corporation Limited	0.54
Page Industries Limited	0.54
Westlife Development Limited	0.53
Eicher Motors Limited	0.53
Honeywell Automation India Ltd	0.52
HDFC Standard Life Insurance Company Limited	0.50
Tata Chemicals Limited	0.50
Tata Power Company Limited	0.49
Ambuja Cements Limited	0.47
Bharat Forge Limited FV 2	0.47
Indian Hotels Co. Limited	0.47
Bharat Petroleum Corporation Limited	0.46
Divis Laboratories Limited	0.44
Bajaj Auto Limited	0.40
Petronet LNG Limited	0.38
GE Power India Limited	0.37
GAIL (India) Limited	0.37
Zee Entertainment Enterprises Limited	0.32
PI Industries Limited	0.28
Shriram Transport Finance Company Limited	0.27
Container Corporation Of India Limited	0.25
MMI, Deposits, CBLO & Others	14.00
Nippon India ETF Bank Bees	9.25
TREPS-02 Mar 2022	2.41
ICICI Prudential Bank ETF	2.29
Cash & Cash Equivalent	0.05
Super 20 Fund	
Government Securities	0.40
0% STRIPS GOI 2061(MD 22/08/2029)	0.40
Equity	83.52
Infosys Limited	9.95
Reliance Industries Limited	9.69
HDFC Bank Limited	7.16
ICICI Bank Limited	6.41
Housing Development Finance Corporation	6.40
Hindustan Unilever Limited	5.68
Larsen And Toubro Limited	5.06
Tata Consultancy Services Limited	4.89
Ultratech Cement Limited	3.11
Bharti Airtel Limited	3.04
ITC Limited	3.02
NTPC Limited	2.63
Sun Pharmaceuticals Industries Limited	2.53
Nestle India Limited	2.51
State Bank Of India	2.31
Maruti Suzuki India Limited	2.27
Kotak Mahindra Bank Limited	2.24
Mahindra And Mahindra Limited	1.61
Tata Steel Limited	1.55
Dr Reddy Laboratories	1.48
MMI, Deposits, CBLO & Others	16.08
Nippon India ETF Bank Bees	4.95
ICICI Prudential ETF It	4.25
SBI-ETF Nifty Bank	3.04
ICICI Prudential Bank ETF	2.24
TREPS-02 Mar 2022	1.75
Cash & Cash Equivalent	-0.15
Multiplier Fund	
Government Securities	0.92
0% STRIPS GOI 2061(MD 22/08/2026)	0.17
0% STRIPS GOI 2061(MD 22/02/2029)	0.13
0% STRIPS GOI 2061(MD 22/08/2029)	0.13
0% STRIPS GOI 2061(MD 22/02/2030)	0.12
0% STRIPS GOI 2061(MD 22/08/2030)	0.12
0% STRIPS GOI 2061(MD 22/02/2031)	0.12
0% STRIPS GOI 2061(MD 22/08/2031)	0.11

0% STRIPS GOI 2061(MD 22/02/2027)	0.01
0% STRIPS GOI 2061(MD 22/08/2027)	0.01
0% STRIPS GOI 2061(MD 22/02/2026)	0.005
0% STRIPS GOI 2061(MD 22/02/2028)	0.004
Equity	96.28
Tata Power Company Limited	2.82
Adani Total Gas Limited	2.67
Mphasis Limited	2.31
Voltas Limited	2.19
SRF Limited	2.00
Fedral Bank Limited	1.91
Max Financial Services Limited	1.81
Alkem Laboratories Ltd	1.81
Bharat Electronics Limited	1.77
Shriram Transport Finance Company Limited	1.72
Mindtree Limited	1.71
Zee Entertainment Enterprises Limited	1.69
Laurus Labs Limited	1.64
Bharat Forge Limited FV 2	1.61
Eicher Motors Limited	1.59
Ashok Leyland Limited FV 1	1.58
Varun Beverages Limited	1.56
Godrej Properties Limited	1.56
Aarti Industries Limited	1.56
IPCA Laboratories Limited	1.54
Trent Ltd	1.44
Petronet LNG Limited	1.44
Muthoot Finance Limited	1.39
Crompton Greaves Consumer Electricals Limited	1.36
Infosys Limited	1.31
Dalmia Bharat Limited	1.29
Tata Communications Limited	1.29
State Bank Of India	1.26
Honeywell Automation India Ltd	1.26
AU Small Finance Bank Limited	1.25
Hindustan Unilever Limited	1.25
Colgate Palmolive India Limited	1.22
Astral Ltd	1.21
Container Corporation Of India Limited	1.19
Page Industries Limited	1.17
Indian Hotels Co. Limited	1.13
MTAR Technologies	1.10
Mahindra Logistics Limited	1.07
Natco Pharma Limited	1.07
SJS Enterprises	1.06
Power Finance Corporation Limited	1.04
Cummins India Limited FV 2	1.03
Bata India Limited	1.02
Apollo Hospitals Enterprise Limited	1.02
J.K. Lakshmi Cement Limited	0.99
Rural Electrification Corporation Limited	0.99
ICICI Bank Limited	0.98
Dixon Technologies (India) Ltd	0.96
Biocon Limited	0.96
Craftsman Automation Limited	0.96
Emami Limited	0.95
Tata Chemicals Limited	0.92
Coforge Limited	0.90
India Glycols Limited	0.87
Navin Fluorine International Limited	0.87
Krsnaa Diagnostics	0.83
L&T Technology Services Limited	0.83
LIC Housing Finance Limited	0.78
City Union Bank	0.77
Shoppers Stop Limited	0.77
Minda Corporation Limited	0.76
HDFC Bank Limited	0.76
Bajaj Electricals Limited	0.75
Supriya Lifescience Limited	0.73
Arvind Limited	0.72
TVS Motor Company Limited	0.71
DLF Limited	0.70
Sona BLW Precision Forgings Limited	0.69
Hindustan Aeronautics Ltd	0.68
Gujarat State Petronet Limited	0.68
Indraprastha Gas Limited	0.68
Mahindra N Mahindra Financial Services Limited	0.65

Hindustan Zinc Limited	0.62
Torrent Power Ltd	0.61
Vodafone Idea Limited	0.60
Sanofi India Limited	0.57
Indiamart InterMesh Ltd	0.56
Gujarat Gas Company Limited	0.54
Indian Railway Catering And Tourism Corporation LT	0.54
Glenmark Pharmaceuticals Limited	0.52
Oberoi Realty Limited	0.52
Divis Laboratories Limited	0.51
Tata ELXSI Ltd	0.51
Endurance Technologies Limited	0.50
Apollo Tyres Limited	0.47
Deepak Nitrite Limited	0.42
MRF Limited	0.04
MMI, Deposits, CBLO & Others	2.80
TREPS-02 Mar 2022	1.05
Nippon India ETF PSU Bank Bee	0.80
Cash & Cash Equivalent	0.95

Pure Equity Fund	
Corporate Debt	0.01
5.50% Britannia Bonus NCD (MD 03/06/2024)	0.01
Equity	95.86
Reliance Industries Limited	9.03
Tata Consultancy Services Limited	5.48
Larsen And Toubro Limited	4.78
Tata Chemicals Limited	3.62
Indraprastha Gas Limited	3.47
Ultratech Cement Limited	3.46
Hindustan Unilever Limited	3.32
Sun Pharmaceuticals Industries Limited	2.63
Sona BLW Precision Forgings Limited	2.60
Krsnaa Diagnostics	2.53
Westlife Development Limited	2.46
Bata India Limited	2.38
Bharat Electronics Limited	2.35
MTAR Technologies	2.28
Maruti Suzuki India Limited	2.06
ABB India Limited	2.04
Crompton Greaves Consumer Electricals Limited	1.97
PI Industries Limited	1.94
Mahindra Logistics Limited	1.88
GMM Pfaudler Limited	1.87
HCL Technologies Limited	1.87
Nestle India Limited	1.73
Dr Reddy Laboratories	1.59
Cipla Limited Fv 2	1.55
Balrampur Chini Mills Limited	1.50
Rallis India Limited	1.49
Honeywell Automation India Ltd	1.48
Bajaj Electricals Limited	1.46
Container Corporation Of India Limited	1.45
EPL Limited	1.45
Dixon Technologies (India) Ltd	1.45
Divis Laboratories Limited	1.32
Astral Ltd	1.30
Shree Cement Limited	1.27
Marico Limited	1.20
Asian Paints Limited	1.18
Dabur India Limited	1.08
Trent Ltd	1.05
Coromandel International Limited	1.03
Tech Mahindra Limited	1.00
Ashok Leyland Limited FV 1	0.96
India Glycols Limited	0.91
J.K. Lakshmi Cement Limited	0.82
Whirlpool Of India Limited	0.82
Endurance Technologies Limited	0.78
SJS Enterprises	0.71
3M India Ltd	0.60
Orient Electric Limited	0.49
Sanofi India Limited	0.16
MMI, Deposits, CBLO & Others	4.13
TREPS-02 Mar 2022	0.04

Cash & Cash Equivalent	4.09
Value & Momentum Fund	
Corporate Debt	0.01
5.50% Britannia Bonus NCD (MD 03/06/2024)	0.01
Equity	90.17
Infosys Limited	7.49
ICICI Bank Limited	5.26
HDFC Bank Limited	4.70
Tata Consultancy Services Limited	4.13
Housing Development Finance Corporation	3.75
Sanofi India Limited	3.28
AIA Engineering Limited	2.67
Larsen And Toubro Limited	2.52
Hindustan Unilever Limited	2.52
Tata Power Company Limited	2.45
ITC Limited	2.45
Britannia Industries Limited	2.16
NTPC Limited	2.14
Power Grid Corporation Of India Limited	2.01
ACC Limited	1.95
State Bank Of India	1.91
GAIL (India) Limited	1.90
Bajaj Auto Limited	1.71
Muthoot Finance Limited	1.70
HCL Technologies Limited	1.54
Bharat Electronics Limited	1.52
Coromandel International Limited	1.42
Glaxosmithkline Pharmaceuticals Limited	1.39
Tata Chemicals Limited	1.36
AKZO Nobel India Limited	1.36
Bharat Dynamics Ltd	1.21
CRISIL Limited	1.15
Crompton Greaves Consumer Electricals Limited	1.11
Mahindra Logistics Limited	1.10
Tech Mahindra Limited	1.08
Abbott India Ltd	1.06
Tata Steel Limited	1.06
Marico Limited	1.03
Petronet LNG Limited	1.02
Cummins India Limited FV 2	1.00
Central Depository Services Limited	0.98
Multi Commodity Exchange Of India Limited	0.96
Bharat Petroleum Corporation Limited	0.96
Hero Motocorp Limited	0.95
Apollo Tyres Limited	0.93
Indraprastha Gas Limited	0.92
Sun Tv Network Limited	0.83
EPL Limited	0.82
Hindustan Zinc Limited	0.76
CESC Limited	0.75
Fedral Bank Limited	0.74
Tata Consumer Products Ltd	0.70
Colgate Palmolive India Limited	0.68
Symphony Limited	0.57
Engineers India Limited	0.54
Emami Limited	0.52
J.K. Lakshmi Cement Limited	0.51
Coal India Limited	0.51
Eicher Motors Limited	0.42
MMI, Deposits, CBLO & Others	9.83
Aditya Birla Sun Life Banking ETF	4.48
ICICI Prudential ETF It	2.34
Nippon India ETF Bank Bees	1.99
TREPS-02 Mar 2022	0.40
Cash & Cash Equivalent	0.61
Capped Nifty Index Fund	
Equity	97.75
Reliance Industries Limited	9.00
Infosys Limited	6.11
HDFC Bank Limited	5.64
ICICI Bank Limited	4.65
Larsen And Toubro Limited	4.61
Hindustan Unilever Limited	4.07
ITC Limited	3.96

Housing Development Finance Corporation	3.83
Tata Consultancy Services Limited	3.59
Bharti Airtel Limited	3.41
Asian Paints Limited	3.00
Kotak Mahindra Bank Limited	2.42
Maruti Suzuki India Limited	2.32
Titan Company Limited	2.23
Tata Steel Limited	2.03
Sun Pharmaceuticals Industries Limited	1.91
Hindalco Industries Limited	1.76
Axis Bank Limited	1.71
Tata Motors Limited	1.71
Bajaj Finance Limited	1.69
State Bank Of India	1.59
Ultratech Cement Limited	1.59
Mahindra And Mahindra Limited	1.59
Power Grid Corporation Of India Limited	1.49
NTPC Limited	1.33
Nestle India Limited	1.31
JSW Steels Limited	1.31
Oil And Natural Gas Corporation Limited	1.23
HCL Technologies Limited	1.22
Divis Laboratories Limited	1.14
Adani Ports And Special Economic Zone Limited	1.06
Dr Reddy Laboratories	1.04
Bajaj Auto Limited	0.97
Cipla Limited FV 2	0.94
Tata Consumer Products Ltd	0.90
Tech Mahindra Limited	0.86
Britannia Industries Limited	0.84
Wipro Limited	0.84
Bajaj Finserv Limited	0.80
UPL Limited	0.73
Eicher Motors Limited	0.72
Coal India Limited	0.69
Hero Motocorp Limited	0.69
Shree Cement Limited	0.67
Bharat Petroleum Corporation Limited	0.66
Indian Oil Corporation Limited	0.61
Indusind Bank Limited	0.49
HDFC Standard Life Insurance Company Limited	0.42
SBI Life Insurance Company Limited	0.32
Yes Bank Limited	0.01
MMI, Deposits, CBLO & Others	2.25
TREPS-02 Mar 2022	2.06
Cash & Cash Equivalent	0.19

Asset Allocation Fund

Government Securities		27.08
9.16% State Development -Rajasthan 2028 SPL SDL (MD 18/10/2)	2.42	
0% STRIPS GOI 2061(MD 22/02/2031)	2.39	
0% STRIPS GOI 2061(MD 22/08/2031)	2.32	
0% STRIPS GOI 2061(MD 22/02/2032)	2.24	
0% STRIPS GOI 2061(MD 22/08/2032)	2.14	
0% STRIPS GOI 2061(MD 22/08/2030)	2.10	
0% STRIPS GOI 2040(MD 02/07/2027)	1.69	
0% STRIPS GOI 2040(MD 02/01/2028)	1.61	
0% STRIPS GOI 2061(MD 22/08/2029)	1.60	
0% STRIPS GOI 2040(MD 02/07/2028)	1.55	
0% STRIPS GOI 2040(MD 02/01/2029)	1.49	
0% STRIPS GOI 2061(MD 22/02/2030)	1.29	
0% STRIPS GOI 2033(MD 10/05/2029)	1.11	
0% STRIPS GOI 2033(MD 10/11/2029)	1.07	
8.33% GOI 2026 (MD 09/07/2026)	0.71	
0% STRIPS GOI 2040(MD 02/01/2027)	0.65	
8.28% GOI (MD 15/02/2032)	0.40	
7.95% GOI 2032 (28.08.2032)	0.21	
7.88% GOI 2030 (MD 19/03/2030)	0.09	
Corporate Debt	7.87	
7.69% BPCL Ltd NCD (MD 16/01/2023)-2018-Series I	1.78	
Tata Ind Ltd. Zero Coupon (6.69% XIRR) NCD (MD 16/01/2026)	1.43	
9.475% Aditya Birla Finance Ltd NCD G-8 (MD 18/03/2022)	1.31	
5.50% Indian Oil Corpn. Ltd. NCD (MD 20/10/2025)	0.77	

8.40% Power Grid Corporation NCD (MD 27/05/2030) [L]	0.57
8.40% Nuclear Power Corp Of India Ltd (B) (MD 28/11/2026) SE	0.48
8.45% HDFC Ltd. NCD MD (18/05/2026) (Series P - 012)	0.47
7.89% Can Fin Homes Ltd. NCD MD (18/05/2022) Series 6	0.44
8.49% NTPC Ltd Bonus NCD Part Redemption MD (25/03/2025) (FV)	0.29
8.32% Power Grid Corporation Of India Ltd NCD (MD 23/12/2030)	0.24
9.15% Export Import Bank Of India NCD (MD 05/09/2022)	0.09
5.50% Britannia Bonus NCD (MD 03/06/2024)	0.01
Equity	67.44
Reliance Industries Limited	6.96
Infosys Limited	5.82
HDFC Bank Limited	4.94
ICICI Bank Limited	4.26
Tata Consultancy Services Limited	2.97
Housing Development Finance Corporation	2.74
Larsen And Toubro Limited	2.22
ITC Limited	2.20
Hindustan Unilever Limited	2.12
Kotak Mahindra Bank Limited	1.54
Ultratech Cement Limited	1.43
Bajaj Finance Limited	1.39
Tata Motors Limited	1.36
State Bank Of India	1.32
Maruti Suzuki India Limited	1.28
Sun Pharmaceuticals Industries Limited	1.12
Bharti Airtel Limited	1.10
Asian Paints Limited	1.08
Mahindra And Mahindra Limited	1.03
Axis Bank Limited	1.01
Tata Chemicals Limited	0.96
Tata Steel Limited	0.80
Power Grid Corporation Of India Limited	0.78
Crompton Greaves Consumer Electricals Limited	0.78
Dabur India Limited	0.76
Bharat Electronics Limited	0.76
NTPC Limited	0.75
Divis Laboratories Limited	0.75
Cipla Limited FV 2	0.74
Tata Power Company Limited	0.74
Shree Cement Limited	0.72
Bajaj Auto Limited	0.72
Honeywell Automation India Ltd	0.72
MTAR Technologies	0.72
ACC Limited	0.72
HCL Technologies Limited	0.72
Britannia Industries Limited	0.72
Sona BLW Precision Forgings Limited	0.71
Dr Reddy Laboratories	0.71
Bata India Limited	0.69
Zee Entertainment Enterprises Limited	0.68
Mahindra Logistics Limited	0.67
SBI Life Insurance Company Limited	0.60
Page Industries Limited	0.60
PI Industries Limited	0.56
Bharat Forge Limited FV 2	0.55
Ashok Leyland Limited FV 1	0.55
Tata Consumer Products Ltd	0.37
MMI, Deposits, CBLO & Others	-2.39
TREPS-02 Mar 2022	0.63
Cash & Cash Equivalent	-3.04
MNC Fund	
Government Securities	2.49
0% STRIPS GOI 2061(MD 22/08/2027)	1.50
0% STRIPS GOI 2061(MD 22/02/2027)	0.95
0% STRIPS GOI 2061(MD 22/02/2028)	0.04
Corporate Debt	0.02
5.50% Britannia Bonus NCD (MD 03/06/2024)	0.02
Equity	98.13
Maruti Suzuki India Limited	5.64
Hindustan Unilever Limited	4.82
Honeywell Automation India Ltd	4.59
Bata India Limited	4.42
GMM Pfaunder Limited	4.12
ABB India Limited	4.07
Whirlpool Of India Limited	4.00

Mphasis Limited	3.87
ACC Limited	3.86
3M India Ltd	2.89
Britannia Industries Limited	2.88
Colgate Palmolive India Limited	2.85
Nestle India Limited	2.82
Sanofi India Limited	2.80
Abbott India Ltd	2.75
GE Power India Limited	2.64
BASF India Limited	2.57
Bosch Limited	2.55
United Spirits Limited	2.51
United Breweries Limited	2.43
EPL Limited	2.41
Siemens Limited	2.33
CRISIL Limited	2.23
Cummins India Limited FV 2	2.13
Gujarat Pipavav Port Limited	2.06
Bayer Cropscience Limited	2.04
Glaxosmithkline Pharmaceuticals Limited	2.01
Oracle Financial Services Software Limited	1.97
Kansai Nerolac Paints Limited	1.74
Wabco India Limited	1.69
Grindwell Norton Limited	1.65
Timken India Limited	1.58
Heidelbergcement India Limited	1.55
Pfizer Limited	1.55
SKF India Limited	1.41
Goodyear India Limited	0.68
MMI, Deposits, CBLO & Others	-0.63
TREPS-02 Mar 2022	0.09
Cash & Cash Equivalent	-0.72

Platinum Premier Fund

MMI, Deposits, CBLO & Others		100.00
TREPS-02 Mar 2022	84.46	
Cash & Cash Equivalent	15.54	

Platinum Advantage Fund

Government Securities		60.96
91 Days TBill (MD 24/03/2022)	33.71	
8.08% GOI (MD 02/08/2022)	17.17	
8.15% GOI 2022 (MD 11/06/2022)	10.08	
Corporate Debt	1.99	
7.17%Reliance Industries Ltd NCD Ppd Series-D (MD 08/11/2022)	1.37	
8.49% NTPC Ltd Bonus NCD Part Redemption MD (25/03/2025) (FV)	0.62	

MMI, Deposits, CBLO & Others		37.04
TREPS-02 Mar 2022	36.67	
Cash & Cash Equivalent	0.37	

Titanium 1 Fund

MMI, Deposits, CBLO & Others		100.00
Cash & Cash Equivalent	100.00	

Foresight Fund - SP

Government Securities		16.57
364 Days TBill (MD 16/02/2023)	16.57	
Corporate Debt	0.65	
8.49% NTPC Ltd Bonus NCD Part Redemption MD (25/03/2025) (FV)	0.65	

MMI, Deposits, CBLO & Others		82.79
TREPS-02 Mar 2022	99.23	
Cash & Cash Equivalent	-16.44	

Foresight Fund - FP

Government Securities		43.16
8.15% GOI 2022 (MD 11/06/2022)	7.09	
8.35% GOI 2022 (M/D. 14.05.2022)	6.81	
8.51% State Development -Maharashtra 2026 (MD 09/03/2026)	3.59	
5.09% GOI (MD 13/04/2022)	2.65	
6.65% Fertiliser GOI Bond 2023 (MD 29/01/2023)	1.75	
0% STRIPS GOI 2061(MD 22/08/2022)	1.32	

364 Days TBill (MD 25/08/2022)	1.30
0% STRIPS GOI 2033(MD 10/05/2022)	1.08
0% STRIPS GOI 2033(MD 10/11/2022)	1.06
0% STRIPS GOI 2033(MD 10/05/2023)	1.03
0% STRIPS GOI 2033(MD 10/11/2023)	1.01
0% STRIPS GOI 2036(MD 07/06/2022)	0.98
0% STRIPS GOI 2033(MD 10/05/2024)	0.98
0% STRIPS GOI 2036(MD 07/06/2023)	0.94
0% STRIPS GOI 2036(MD 07/12/2023)	0.91
0% STRIPS GOI 2036(MD 07/06/2024)	0.89
364 Days TBill (MD 16/02/2023)	0.76
0% STRIPS GOI 2040(MD 02/07/2022)	0.70
0% STRIPS GOI 2040(MD 02/01/2023)	0.69
0% STRIPS GOI 2040(MD 02/07/2023)	0.67
364 Days TBill (MD 11/03/2022)	0.66
0% STRIPS GOI 2061(MD 22/02/2023)	0.64
0% STRIPS GOI 2040(MD 02/07/2024)	0.63
0% STRIPS GOI 2040(MD 02/07/2025)	0.59
0% STRIPS GOI 2041MD 12/06/2022	0.58
0% STRIPS GOI 2041MD 12/12/2022	0.57
0% STRIPS GOI 2041 (MD 12/06/2023)	0.55
0% STRIPS GOI 2041 (MD 12/12/2023)	0.54
0% STRIPS GOI 2061(MD 22/02/2026)	0.53
0% STRIPS GOI 2041 (MD 12/06/2024)	0.52
8.20% GOI Oil SPL Bond 2023 (MD - 10/11/2023)	0.31
364 Days TBill (MD 13/05/2022)	0.26
8.13% GOI (MD 21/09/2022)	0.18
8.08% GOI (MD 02/08/2022)	0.14
8.15% GOI FCI SB Bonds (MD 16/10/2022)	0.14
8.83% GOI 2023 (MD 25/11/2023)	0.06
0% STRIPS GOI 2040(MD 02/01/2024)	0.05
7.16% GOI 2023 (MD 20/05/2023)	0.001
Corporate Debt	43.98
6.60% Rural Electrification Corpn. Ltd. NCD (MD 21/03/2022)	4.64
6.98% NABARD NCD Sr 20G (MD 19/09/2022)	3.34
9.75% Larsen & Toubro Ltd NCD (MD 11/04/2022) Stepup Forrati	3.33
7.00% HDFC Ltd NCD (MD 19/05/22) Series X-004	2.79
7.89% Can Fin Homes Ltd. NCD MD (18/05/2022) Series 6	2.61
9.02% Rural Electrification Corpn. Ltd. NCD (MD 19/11/2022)	1.63
9.15% Export Import Bank Of India NCD (MD 05/09/2022)	1.45
9.30% L And T Infra Debt Fund NCD Opt:2 (MD 26/06/2024)	1.43
9.15% Axis Bank NCD (MD 31/12/2022)	1.37
9.30% LIC Housing Finance Ltd NCD (MD 14/09/2022)	1.35
8.10% Sundaram Home Finance Ltd NCD (MD 05/12/2022)	1.35
8.05% HDFC Ltd NCD (MD 20/06/2022)	1.34
7.09% Rural Electrification Corpn. Ltd. NCD (MD 13/12/2022)	1.21
5.45% NTPC Ltd NCD (MD 15/10/2025)	1.03
7.38% Cholamandalam Invt And Fin Co Ltd NCD (MD 31/07/2024)	1.02
7.35% BPCL Ltd NCD (MD 10/03/2022)	1.02
5.05% Indian Oil Corpn. Ltd. NCD (MD 25/11/2022)	0.99
9.24% LIC Housing Finance Ltd NCD (MD 30/09/2024)	0.86
9.35% Rural Electrification Corpn. Ltd. NCD (MD 15/06/2022)	0.75
9.25% Power Grid Corporation NCD (MD 26/12/2022)	0.68
9.10 L&T Shipbuilding Limited Sr I Call 25/10/22 (MD 25/10/2)	0.68
8.85% Power Grid Corpn. Of India Ltd. NCD (MD 19/10/2022)	0.68
9.04% Export Import Bank Of India NCD (MD 21/09/2022)	0.68
7.4450% LIC Housing Finance Ltd. NCD (MD 13/01/2023)	0.67
8.50% LIC Housing Finance Ltd NCD (MD 20/06/2022)	0.67
7.93% Power Grid Corporation NCD (MD 20/05/2022) [F]	0.67
9.18% Nuclear Power Corporation Of India Limited (A) (MD 23/)	0.58
7.75% Sundaram Home Finance Ltd NCD Series 315 13/02/2023	0.54
8.89% LIC Housing Finance Ltd NCD (MD 25/04/2023)	0.41
7.17% Reliance Industries Ltd NCD PPD Series-D (MD 08/11/2022)	0.40
6.70% NABARD NCD Sr 20H (MD 11/11/2022)	0.40

7.10% Power Finance Corporation Ltd NCD (MD 08/08/2022)	0.40
8.60% ONGC Petro Additions Limited NCD (MD 11/03/2022)	0.40
8.40% Power Grid Corporation NCD (MD 27/05/2023) [E]	0.33
9.50 HDFC Ltd. NCD (MD 04/07/2022)	0.32
Tata Ind Ltd. Zero Coupon (6.69% XIRR) NCD (MD 16/01/2026)	0.29
7.00% India Infra debt Ltd NCD (MD 12/11/2025)	0.26
2% Tata Steel Ltd NCD (MD 23/04/2022)	0.24
9.29% LIC Housing Finance Ltd NCD (MD 05/07/2024)	0.21
9.37% Power Finance Corporation Ltd NCD (MD 19/08/2024)	0.20
9.25% LIC Housing Finance Ltd NCD (MD 12/11/2022)	0.18
7.33% LIC Housing Finance Ltd NCD (MD 12/02/2025)	0.14
10.10% Power Grid Corporation NCD (12/06/2022)	0.13
8.49% NTPC Ltd Bonus NCD Part Redemption MD (25/03/2025) (FV)	0.11
8.49% L And T Infra Debt Fund Ltd NCD (MD 28/01/2025)	0.11
8.88% Export Import Bank Of India NCD (MD 18/10/2022)	0.08

MMI, Deposits, CBLO & Others	12.86
TREPS-02 Mar 2022	6.19
Export Import Bank Of India CD (MD 02/08/2022)	1.95
Kotak Mahindra Bank CD (MD 18/10/2022)	1.74
Federal Bank Ltd CD (MD 13/05/2022)	0.66
Dabur India Limited CP (MD 24/08/2022)	0.65
Cash & Cash Equivalent	1.67

Pension Nourish Fund	
Government Securities	30.43
7.26% GOI (MD 14/01/2029)	8.90
8.28% GOI 2027 (MD 21/09/2027)	8.03
6.19% GOI 2034 (MD 16/09/2034)	4.61
6.67% GOI 2035 (MD 15/12/2035)	3.58
8.30% GOI 2040 (MD 02/07/2040)	2.77
7.59% GOI 2026 (MD 11/01/2026)	2.53

Corporate Debt	51.89
5.75% Sundaram Finance Ltd. NCD (MD 07/05/2024)	8.69
7.13% LIC Housing Finance Ltd NCD (MD 28/11/2031)	8.66
8.00% Reliance Jio Infocomm Limited NCD (MD 16/04/2023)	6.34
5.27% NABARD NCD SR 22B (MD 23/07/2024)	4.87
8.22% NABARD GOI NCD Pmayg-Pb-2 (MD 13/12/2028)	3.99
8.30% IRFC NCD (MD 25/03/2029)	3.99
10.70% IRFC NCD (MD 11/09/2023)	3.99
7.85% Indian Hotels Co Ltd (MD 15/04/2022) S-1	3.70
7.68% Power Finance Corporation Ltd (MD 15/07/2030) SR 201	2.59
7.44% Power Finance Corpn. Ltd. NCD (MD 11/06/2027)	2.56
9.15% Export Import Bank Of India NCD (MD 05/09/2022)	2.51
8.49% NTPC Ltd Bonus NCD Part Redemption MD (25/03/2025) (FV)	0.01

Equity	9.69
Reliance Industries Limited	0.91
Infosys Limited	0.78
HDFC Bank Limited	0.74
ICICI Bank Limited	0.67
Housing Development Finance Corporation	0.45
Tata Consultancy Services Limited	0.39
Kotak Mahindra Bank Limited	0.32
Larsen And Toubro Limited	0.29
Hindustan Unilever Limited	0.27
State Bank Of India	0.26
Axis Bank Limited	0.22
ITC Limited	0.21
Bajaj Finance Limited	0.19
Ultratech Cement Limited	0.18
Bharti Airtel Limited	0.16
HCL Technologies Limited	0.15
Asian Paints Limited	0.14
Tata Steel Limited	0.14
Maruti Suzuki India Limited	0.12
Dr Reddy Laboratories	0.11
Sun Pharmaceuticals Industries Limited	0.11
Tata Motors Limited	0.11
MTAR Technologies	0.11
Titan Company Limited	0.11

Power Grid Corporation Of India Limited	0.11
Bajaj Auto Limited	0.10
Hindalco Industries Limited	0.10
Bajaj Finserv Limited	0.10
Tech Mahindra Limited	0.09
Ashok Leyland Limited FV 1	0.08
Dabur India Limited	0.08
NTPC Limited	0.08
Bharat Forge Limited FV 2	0.08
Eicher Motors Limited	0.07
JSW Steels Limited	0.07
Wipro Limited	0.07
Cipla Limited FV 2	0.07
Indusind Bank Limited	0.07
Nestle India Limited	0.07
Divis Laboratories Limited	0.06
Sona BLW Precision Forgings Limited	0.06
Tata Consumer Products Ltd	0.06
Oil And Natural Gas Corporation Limited	0.06
Max Financial Services Limited	0.06
Adani Ports And Special Economic Zone Limited	0.06
J.K. Lakshmi Cement Limited	0.06
PI Industries Limited	0.06
Krsnaa Diagnostics	0.06
Tata Power Company Limited	0.06
Mahindra And Mahindra Limited	0.06
Dalmia Bharat Limited	0.06
SBI Life Insurance Company Limited	0.05
DLF Limited	0.04
Indian Oil Corporation Limited	0.04
Britannia Industries Limited	0.04
Shriram Transport Finance Company Limited	0.04
Zee Entertainment Enterprises Limited	0.04
Bharat Petroleum Corporation Limited	0.04
HDFC Standard Life Insurance Company Limited	0.04
Godrej Consumer Products Limited	0.04
Jubilant Foodworks Limited	0.04
Cholamandalam Investment And Finance Company Limited	0.03
UPL Limited	0.03
Voltas Limited	0.03
GAIL (India) Limited	0.03
Crompton Greaves Consumer Electricals Limited	0.03
Container Corporation Of India Limited	0.02
Indraprastha Gas Limited	0.02

MMI, Deposits, CBLO & Others	7.99
TREPS-02 Mar 2022	5.41
Cash & Cash Equivalent	2.58

Pension Growth Fund	
Government Securities	28.13
7.18% State Development Loan-Maharashtra2022 (MD 28/06/2029)	11.20
7.59% GOI 2029 (MD 20/03/2029)	10.46
5.15% GOI 2025 (MD 09/11/2025)	4.34
8.17% GOI 2044 (MD 01/12/2044)	1.25
6.01% GOI 2028 (MD 25/03/2028)	0.89

Corporate Debt	49.10
7.99% LIC Housing Finance Ltd.NCD (MD 12/07/2029) [Put120721]	8.50
8.375% Exim Bank MD 24/07/2025 (SR. S 02-2025)	8.13
8.39% Power Finance Corpn. Ltd. NCD (MD 19/04/2025)	7.14
7.40% HDFC Ltd NCD (MD 28/02/2030)	6.38
7.52% NHPC Ltd NCD SR-V2 STRRP A (MD 06/06/2023)	6.37
5.27% NABARD NCD SR 22B (MD 23/07/2024)	5.26
8.23% Rural Electrification Corpn. Ltd. NCD (MD 23/01/2025)	2.83
7.85% Indian Hotels Co Ltd (MD 15/04/2022) S-1	1.78
8.51% NABARD NCD (MD 19/12/2033) Series LATIF 3C	1.48
9.70% L&T Infra Debt Fund Ltd NCD (MD 10/06/2024) Option	1.21

Equity	19.70
Reliance Industries Limited	1.86
Infosys Limited	1.59
HDFC Bank Limited	1.46
ICICI Bank Limited	1.36
Housing Development Finance Corporation	0.94
Tata Consultancy Services Limited	0.79

Kotak Mahindra Bank Limited	0.64
Larsen And Toubro Limited	0.61
State Bank Of India	0.53
Hindustan Unilever Limited	0.52
Axis Bank Limited	0.47
ITC Limited	0.42
Bajaj Finance Limited	0.39
Bharti Airtel Limited	0.34
Ultratech Cement Limited	0.32
HCL Technologies Limited	0.31
Maruti Suzuki India Limited	0.29
Asian Paints Limited	0.28
Tata Steel Limited	0.26
Tata Motors Limited	0.24
Titan Company Limited	0.23
Sun Pharmaceuticals Industries Limited	0.22
Power Grid Corporation Of India Limited	0.22
Dr Reddy Laboratories	0.22
Bajaj Finserv Limited	0.21
Hindalco Industries Limited	0.21
Mtar Technologies	0.20
Tech Mahindra Limited	0.19
Ashok Leyland Limited FV 1	0.17
Bharat Forge Limited FV 2	0.17
Dabur India Limited	0.16
NTPC Limited	0.16
Bajaj Auto Limited	0.16
JSW Steels Limited	0.15
Wipro Limited	0.14
Max Financial Services Limited	0.14
Cipla Limited FV 2	0.14
Eicher Motors Limited	0.14
Sona Blw Precision Forgings Limited	0.13
Oil And Natural Gas Corporation Limited	0.13
J.K. Lakshmi Cement Limited	0.13
Honeywell Automation India Ltd	0.13
IndusInd Bank Limited	0.13
Krsnaa Diagnostics	0.13
Mahindra And Mahindra Limited	0.12
Tata Consumer Products Ltd	0.12
Tata Power Company Limited	0.12
Adani Ports And Special Economic Zone Limited	0.12
Divis Laboratories Limited	0.11
Dalmia Bharat Limited	0.11
Britannia Industries Limited	0.11
SBI Life Insurance Company Limited	0.10
PI Industries Limited	0.10
DLF Limited	0.09
Jubilant Foodworks Limited	0.09
Indian Oil Corporation Limited	0.09
Zee Entertainment Enterprises Limited	0.08
Shriram Transport Finance Company Limited	0.08
Bharat Petroleum Corporation Limited	0.08
Nestle India Limited	0.08
UPL Limited	0.08
HDFC Standard Life Insurance Company Limited	0.08
Cholamandalam Investment And Finance Company Limited	0.07
GAIL (India) Limited	0.06
Container Corporation Of India Limited	0.06
Crompton Greaves Consumer Electricals Limited	0.05
Voltas Limited	0.05
Indraprastha Gas Limited	0.04
MMI, Deposits, CBLO & Others	3.07
TREPS-02 Mar 2022	0.31
Cash & Cash Equivalent	2.76

Pension Enrich Fund	
Government Securities	33.25
8.28% GOI 2027 (MD 21/09/2027)	10.82
5.63% GOI 2026 (MD 12/04/2026)	7.85
7.59% GOI 2026 (MD 11/01/2026)	5.04
6.67% GOI 2035 (MD 15/12/2035)	3.08
6.19% GOI 2034 (MD 16/09/2034)	2.98
8.60% GOI 2028 (MD 02/06/2028)	1.75
9.15% GOI 2024 (MD 14/11/2024)	1.73
Corporate Debt	29.42
9.25% Power Grid Corporation Ltd NCD (MD 09/03/2027)	8.96
5.27% NABARD NCD SR 22B (MD 23/07/2024)	5.50

8.12% Export Import Bank Of India NCD (MD 25/04/2031) SR-T02	4.08
8.51% NABARD NCD (MD 19/12/2033) Series LATIF 3C	1.77
9.37% Power Finance Corporation Ltd NCD (MD 19/08/2024)	1.72
8.05% NTPC Ltd NCD (MD 05/05/2026)-Series 60	1.69
9.02% Rural Electrification Corpn. Ltd. NCD (MD 19/11/2022)	0.98
8.55% HDFC Ltd NCD (MD 27/03/2029)	0.88
8.49% L And T Infra Debt Fund Ltd NCD (MD 28/01/2025)	0.85
8.25% Indian Railway Fin Corp NCD (MD 28/02/2024)	0.84
8.02% BPCL Ltd NCD (MD 11/03/2024)	0.84
9.70% L And T Infra Debt Fund Ltd NCD (MD 10/06/2024) Option	0.65
9.15% Export Import Bank Of India NCD (MD 05/09/2022)	0.65

Equity	34.65
Reliance Industries Limited	3.30
Infosys Limited	2.80
HDFC Bank Limited	2.69
ICICI Bank Limited	2.41
Housing Development Finance Corporation	1.68
Tata Consultancy Services Limited	1.39
Kotak Mahindra Bank Limited	1.09
Larsen And Toubro Limited	1.02
Hindustan Unilever Limited	0.95
State Bank Of India	0.94
Axis Bank Limited	0.79
ITC Limited	0.75
Bajaj Finance Limited	0.67
Ultratech Cement Limited	0.63
Bharti Airtel Limited	0.57
HCL Technologies Limited	0.53
Maruti Suzuki India Limited	0.51
Asian Paints Limited	0.51
Tata Steel Limited	0.45
Tata Motors Limited	0.39
Titan Company Limited	0.39
Power Grid Corporation Of India Limited	0.38
Sun Pharmaceuticals Industries Limited	0.38
Dr Reddy Laboratories	0.36
Hindalco Industries Limited	0.36
Bajaj Finserv Limited	0.33
Tech Mahindra Limited	0.32
Eicher Motors Limited	0.31
Mtar Technologies	0.30
Bharat Forge Limited FV 2	0.30
Ashok Leyland Limited FV 1	0.29
Bajaj Auto Limited	0.28
NTPC Limited	0.27
Dabur India Limited	0.27
JSW Steels Limited	0.25
Wipro Limited	0.24
Max Financial Services Limited	0.24
Cipla Limited FV 2	0.24
Divis Laboratories Limited	0.22
Sona Blw Precision Forgings Limited	0.22
J.K. Lakshmi Cement Limited	0.22
Oil And Natural Gas Corporation Limited	0.22
Krsnaa Diagnostics	0.22
IndusInd Bank Limited	0.21
Mahindra And Mahindra Limited	0.21
Tata Consumer Products Ltd	0.20
Tata Power Company Limited	0.20
Adani Ports And Special Economic Zone Limited	0.20
Dalmia Bharat Limited	0.20
Honeywell Automation India Ltd	0.20
Nestle India Limited	0.18
Britannia Industries Limited	0.18
PI Industries Limited	0.18
SBI Life Insurance Company Limited	0.17
Jubilant Foodworks Limited	0.15
DLF Limited	0.15
Godrej Consumer Products Limited	0.15
Indian Oil Corporation Limited	0.15
Bharat Petroleum Corporation Limited	0.13
Shriram Transport Finance Company Limited	0.13
HDFC Standard Life Insurance Company Limited	0.13
Cholamandalam Investment And Finance Company Limited	0.13

UPL Limited	0.13
Zee Entertainment Enterprises Limited	0.13
GAIL (India) Limited	0.10
Crompton Greaves Consumer Electricals Limited	0.09
Container Corporation Of India Limited	0.09
Voltas Limited	0.09
Indraprastha Gas Limited	0.06

MMI, Deposits, CBLO & Others	2.69
TREPS-02 Mar 2022	0.24
Cash & Cash Equivalent	2.45

Linked Discontinued Policy Fund	
Government Securities	66.62
6.84% GOI 2022 (MD 19/12/2022)	10.86
7.37% GOI 2023 (MD 16/04/2023)	6.69
8.13% GOI (MD 21/09/2022)	6.63
364 Days TBill (MD 10/11/2022)	4.64
7.16% GOI 2023 (MD 20/05/2023)	4.46
8.08% GOI (MD 02/08/2022)	4.41
3.96% GOI 2022 (MD 09/11/2022)	4.32
4.26% GOI 2023 (MD 17/05/2023)	4.32
364 Days TBill (MD 19/01/2023)	3.34
8.35% GOI 2022 (M/D. 14.05.2022)	2.19
364 Days TBill (MD 13/05/2022)	2.15
364 Days TBill (MD 05/01/2023)	2.09
6.17% GOI 2023 (MD 12/06/2023)	1.77
364 Days TBill (MD 12/01/2023)	1.46
6.30% GOI 2023 (MD 09/04/2023)	1.32
5.09% GOI (MD 13/04/2022)	1.30
364 Days TBill (MD 25/08/2022)	1.28
0% STRIPS GOI 2061 (MD 22/02/2023)	1.26
8.15% GOI 2022 (MD 11/06/2022)	0.88
364 Days TBill (MD 26/01/2023)	0.83
0% STRIPS GOI 2061 (MD 22/08/2023)	0.41

MMI, Deposits, CBLO & Others	33.38
NABARD CD (MD 18/01/2023)	5.33
Bank Of Baroda CD (MD 12/01/2023)	3.42
Kotak Mahindra Bank CD (MD 03/06/2022)	3.00
Export Import Bank Of India CD (MD 02/08/2022)	2.56
Kotak Mahindra Investments Ltd CP (MD 18/01/2023)	2.49
Kotak Mahindra Prime Ltd CP (MD 15/04/2022)	2.16
Axis Bank Ltd CD (MD 28/04/2022)	2.15
Axis Bank Ltd CD (MD 13/05/2022)	2.15
Axis Bank Ltd CD (MD 09/12/2022)	2.09
Cholamandalam Invst And Finance CP (MD 14/03/2022)	1.56
NABARD CD (MD 07/02/2023)	1.49
Dabur India Limited CP (MD 24/08/2022)	1.28
Federal Bank Ltd CD (MD 13/05/2022)	1.12
Kotak Mahindra Bank CD (MD 18/10/2022)	0.85
TREPS-02 Mar 2022	0.63
Kotak Mahindra Prime Ltd CP (MD 07/11/2022)	0.17
Cash & Cash Equivalent	0.93

Pension Discontinued Policy Fund	
Government Securities	61.19
6.84% GOI 2022 (MD 19/12/2022)	34.31
8.35% GOI 2022 (M/D. 14.05.2022)	6.29
364 Days TBill (MD 05/01/2023)	6.02
364 Days TBill (MD 19/01/2023)	6.00
364 Days TBill (MD 10/11/2022)	4.85
364 Days TBill (MD 13/05/2022)	3.71

MMI, Deposits, CBLO & Others	38.81
Kotak Mahindra Bank CD (MD 03/06/2022)	6.17
Dabur India Limited CP (MD 24/08/2022)	6.12
NABARD CD (MD 18/01/2023)	5.99
Kotak Mahindra Investments Ltd CP (MD 18/01/2023)	5.97
Bank Of Baroda CD (MD 12/01/2023)	4.80
Cholamandalam Invst And Finance CP (MD 14/03/2022)	2.49
Federal Bank Ltd CD (MD 13/05/2022)	2.47
NABARD CD (MD 07/02/2023)	2.38
TREPS-02 Mar 2022	1.78
Cash & Cash Equivalent	0.62

For any service related queries, please contact us:

 1800 270 7000

 care.lifeinsurance@adityabirlacapital.com

 adityabirlasunlifeinsurance.com

Aditya Birla Sun Life Insurance Company Limited

(Formerly known as Birla Sun Life Insurance Company Limited)

Write to us at: Customer Service, Aditya Birla Sun Life Insurance Company Limited, G Corp Tech Park, 6th Floor, Kasar Wadavali, Ghodbunder Road, Thane - 400601.

Registered office: Aditya Birla Sun Life Insurance Company Limited, One Indiabulls Centre, Tower 1, 16th Floor, Jupiter Mill Compound, 841, Senapati Bapat Marg, Elphinstone Road, Mumbai - 400 013
Tel. No. +91 22 6723 9100 | CIN: U99999MH2000PLC128110 | Reg. No. 109



**ADITYA BIRLA
CAPITAL**

adityabirlacapital.com

All Rights Reserved. No part of this publication may be reproduced or transmitted in any form or by any means, electronic or mechanical, including photocopy, recording or any information storage and retrieval system, without permission in writing from Aditya Birla Sun Life Insurance Company Limited.